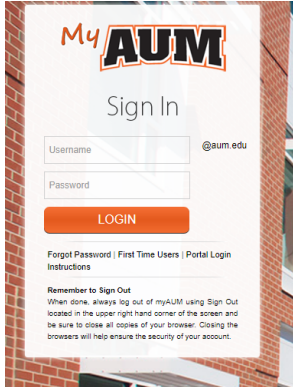



Housing Application

New Resident Instructions

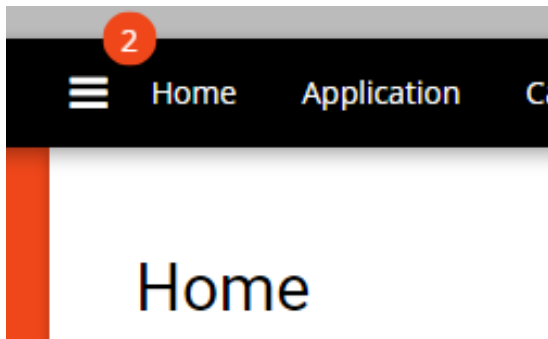
Step 1: Log into **my.aum.edu** student portal.



Step 2: Click on the **Housing** app under **MyApps**.



Step 3: Click "**Application**" found on the black menu bar.



Step 4: **Select the Application Term & Follow Prompts.**

Step 5: Submit **\$100.00 Non-Refundable Application Fee** (this is a one time fee).

Step 6: **Sign** the Housing Contract.

Step 7: **Save & Continue.**



You will receive a email of the Housing Contract to your AUM student email account.