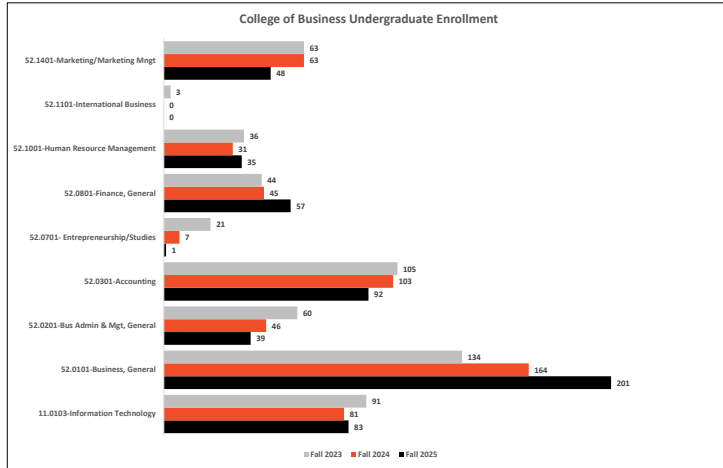
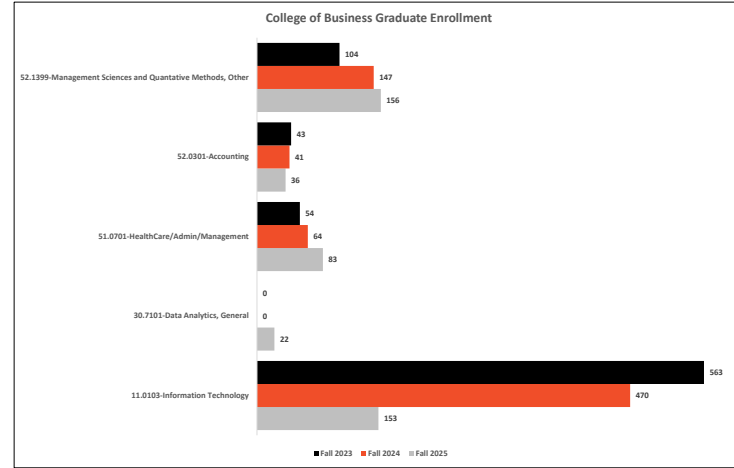


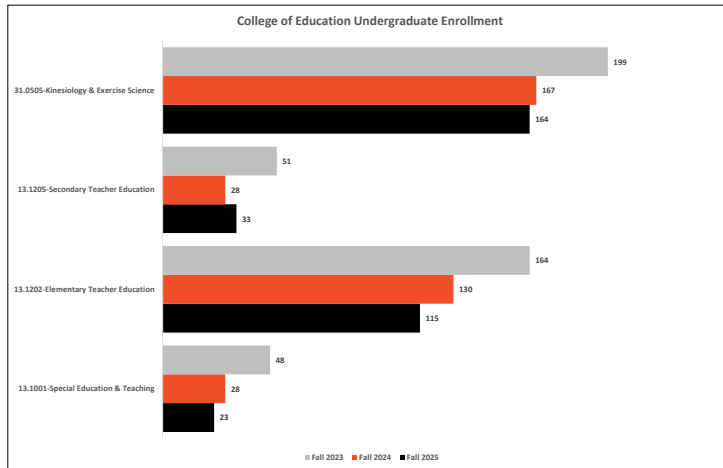
Auburn University at Montgomery Three-year Enrollment Trend
Fall 2023 Fall 2025
Enrollment by College, Level, and CIP Code



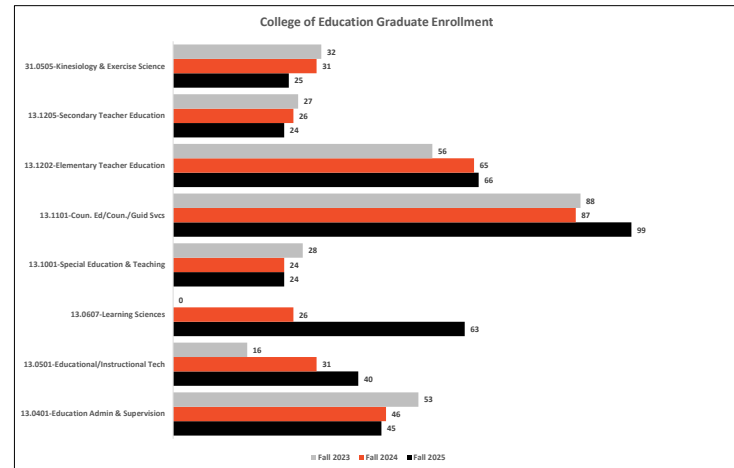
CIP Code and Description	Fall 2023	Fall 2024	Fall 2025
11.0103-Information Technology	91	81	83
52.0101-Business, General	134	164	201
52.0201-Bus Admin & Mgt, General	60	46	39
52.0301-Accounting	105	103	92
52.0701-Entrepreneurship/Studies	21	7	1
52.0801-Finance, General	44	45	57
52.1001-Human Resource Management	36	31	35
52.1101-International Business	3	0	0
52.1401-Marketing/Marketing Mngt	63	63	48
College Totals	557	540	556



CIP Code and Description	Fall 2023	Fall 2024	Fall 2025
11.0103-Information Technology	563	470	153
30.7101-Data Analytics, General	0	0	22
51.0701-HealthCare/Admin/Management	54	64	83
52.0301-Accounting	43	41	36
52.1399-Management Sciences and Quantative Methods, Other	104	147	156
College Totals	764	722	450

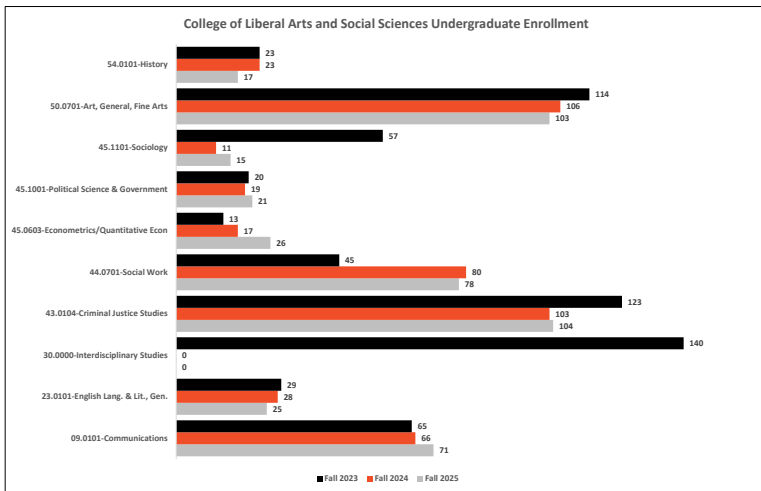


CIP Code and Description	Fall 2023	Fall 2024	Fall 2025
13.1001-Special Education & Teaching	48	28	23
13.1202-Elementary Teacher Education	164	130	115
13.1205-Secondary Teacher Education	51	28	33
13.0505-Kinesiology & Exercise Science	199	167	164
College Totals	462	353	335

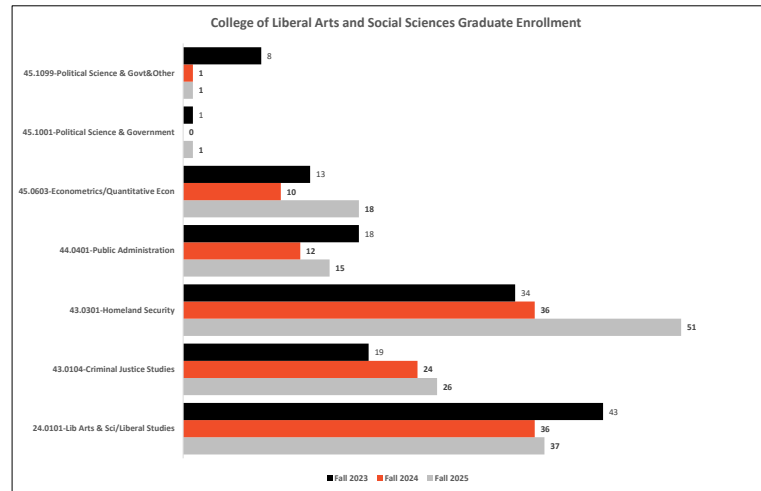


CIP Code and Description	Fall 2023	Fall 2024	Fall 2025
13.0401-Education Admin & Supervision	53	46	45
13.0501-Educational/Instructional Tech	16	31	40
13.0607-Learning Sciences	0	26	63
13.1001-Special Education & Teaching	28	24	24
13.1101-Coun. Ed/Coun./Guid Svcs	88	87	99
13.1202-Elementary Teacher Education	56	65	66
13.1205-Secondary Teacher Education	27	26	24
13.0505-Kinesiology & Exercise Science	32	31	25
Grand Total	300	336	386

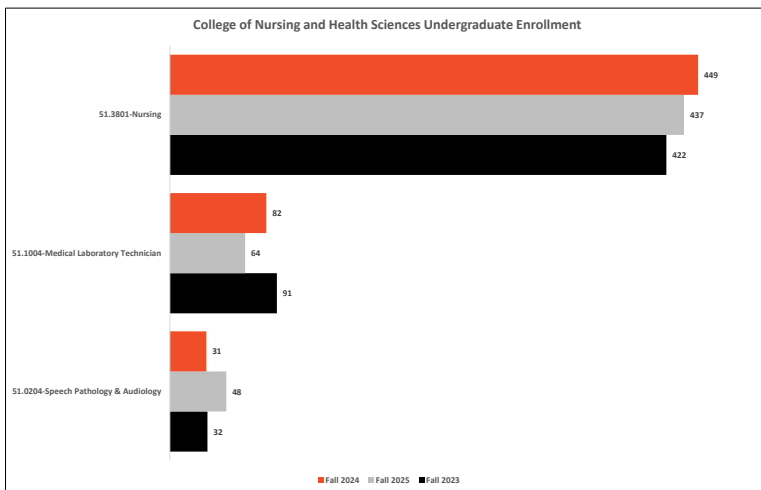
Auburn University at Montgomery Three-year Enrollment Trend
Fall 2023 Fall 2025
Enrollment by College, Level, and CIP Code



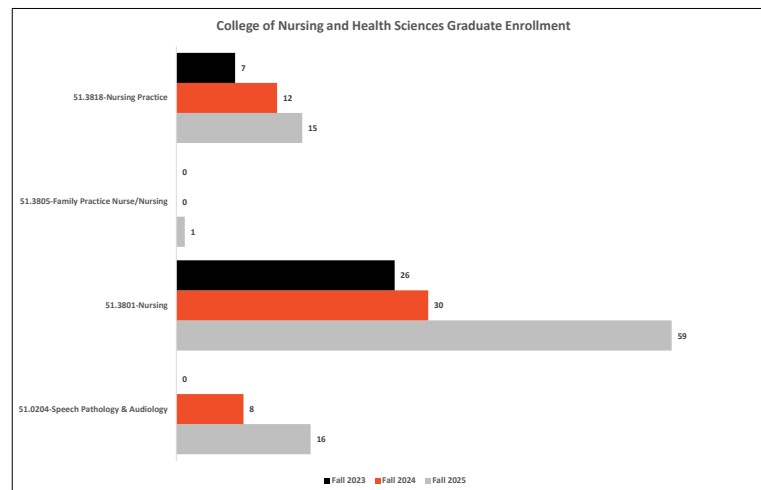
College of Liberal Arts and Social Sciences Undergraduate Enrollment			
CIP Code and Description	Fall 2023	Fall 2024	Fall 2025
09.0101-Communications	65	66	71
23.0101-English Lang. & Lit., Gen.	29	28	25
30.0000-Interdisciplinary Studies	140	0	0
43.0104-Criminal Justice Studies	123	103	104
44.0701-Social Work	45	80	78
45.0603-Econometrics/Quantitative Econ	13	17	26
45.1001-Political Science & Government	20	19	21
45.1101-Sociology	57	11	15
50.0701-Art, General, Fine Arts	114	106	103
54.0101-History	23	23	17
Grand Total	629	453	460



College of Liberal Arts and Social Sciences Graduate Enrollment			
CIP Code and Description	Fall 2023	Fall 2024	Fall 2025
24.0101-Lib Arts & Sci/Liberal Studies	43	36	37
43.0104-Criminal Justice Studies	19	24	26
43.0301-Homeland Security	34	36	51
44.0401-Public Administration	18	12	15
45.0603-Econometrics/Quantitative Econ	13	10	18
45.1001-Political Science & Government	1	0	1
45.1099-Political Science & Govt&Other	8	1	1
Grand Total	136	119	149

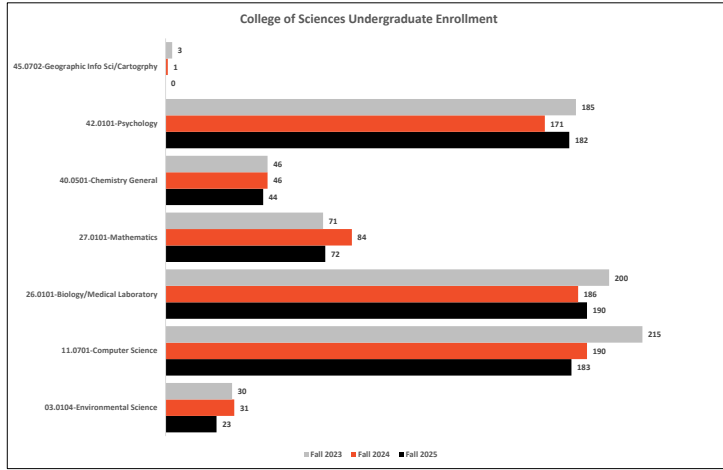


College of Nursing and Health Sciences Undergraduate Enrollment			
CIP Code and Description	Fall 2023	Fall 2024	Fall 2025
51.0204-Speech Pathology & Audiology	32	31	48
51.1004-Medical Laboratory Technician	91	82	64
51.3801-Nursing	422	449	437
Grand Total	545	562	549

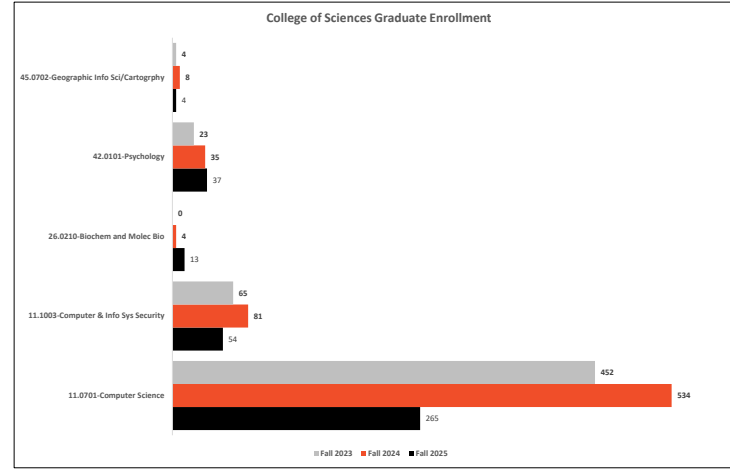


College of Nursing and Health Sciences Graduate Enrollment			
CIP Code and Description	Fall 2023	Fall 2024	Fall 2025
51.0204-Speech Pathology & Audiology	0	8	16
51.3801-Nursing	26	30	59
51.3805-Family Practice Nurse/Nursing	0	0	1
51.3818-Nursing Practice	7	12	15
Grand Total	33	50	91

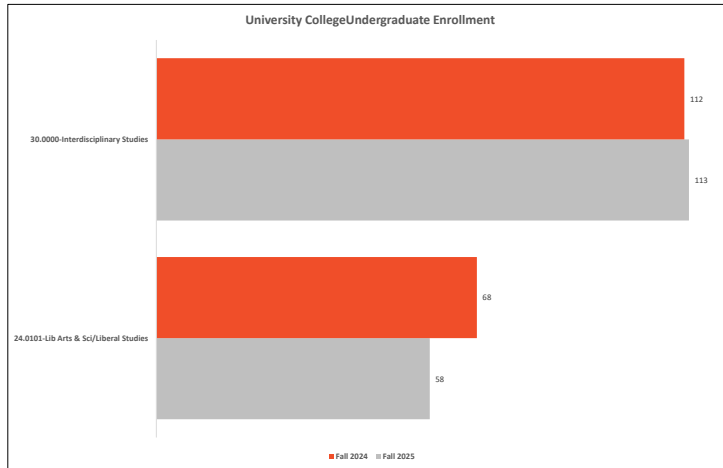
Auburn University at Montgomery Three-year Enrollment Trend
Fall 2023 Fall 2025
Enrollment by College, Level, and CIP Code



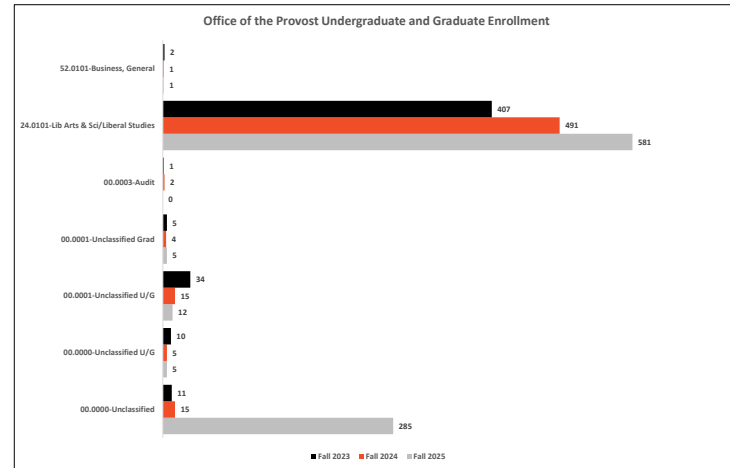
CIP Code and Description	Fall 2023	Fall 2024	Fall 2025
03.0104-Environmental Science	30	31	23
11.0701-Computer Science	215	190	183
26.0101-Biology/Medical Laboratory	200	186	190
27.0101-Mathematics	71	84	72
40.0501-Chemistry General	46	46	44
42.0101-Psychology	185	171	182
45.0702-Geographic Info Sci/Cartography	3	1	0
Grand Total	750	709	694



CIP Code and Description	Fall 2023	Fall 2024	Fall 2025
11.0701-Computer Science	452	534	265
11.1003-Computer & Info Sys Security	65	81	54
26.0210-Biochem and Molec Bio	0	4	13
42.0101-Psychology	23	35	37
45.0702-Geographic Info Sci/Cartography	4	8	4
Grand Total	544	662	373



CIP Code and Description	Fall 2023	Fall 2024	Fall 2025
24.0101-Lib Arts & Sci/Liberal Studies	-	68	58
30.0000-Interdisciplinary Studies	-	112	113
Grand Total	-	180	171



CIP Code and Description	Fall 2023	Fall 2024	Fall 2025
00.0000-Unclassified	11	15	285
00.0000-Unclassified U/G	10	5	5
00.0001-Unclassified U/G	34	15	12
00.0001-Unclassified Grad	5	4	5
00.0003-Audit	1	2	0
24.0101-Lib Arts & Sci/Liberal Studies	407	491	581
52.0101-Business, General	2	1	1
Grand Total	470	433	889