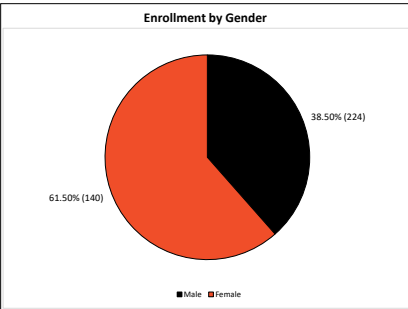
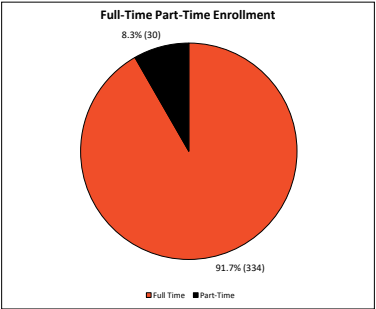


Auburn University at Montgomery
Fall 2024 First-Time Freshman Cohort

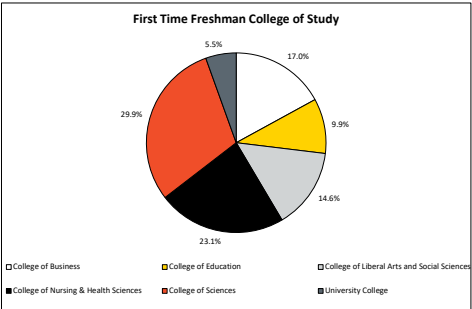


First Time Freshman Enrollment by Ethnicity

US Non-Resident	30	8.2%
Alaskan/American Indian	3	0.8%
Asian	11	3.0%
Black or African American	147	40.4%
Hispanic/Latino	2	0.5%
Two or more races	18	4.9%
White	140	38.5%
Unspecified	13	3.6%

First Time Freshman IPEDS Age Range

17 and Under	23	6.3%
18-19	293	80.5%
20-21	24	6.6%
22-24	12	3.3%
25-29	4	1.1%
30-34	3	0.8%
35-39	2	0.5%
40-49	1	0.3%
50-64	2	0.5%
Average Age		19.0%



State of Origin	Student Count
Alabama	295
Foreign Country	30
Georgia	15
Florida	8
Tennessee	4
Kentucky	2
Connecticut	1
Indiana	1
Maryland	1
Minnesota	1
Missouri	1
Mississippi	1
North Carolina	1
Oklahoma	1
Texas	1
Wisconsin	1

Top Ten Feeder High School

International High School	33
Wetumpka High School	21
Prattville High School	20
Holtville High School	16
Brewbaker Technology Magnet HS	8
Elmore County High School	8
Opelika High School	8
Park Crossing High School	8
Booker T Washington Magnet HS	7
Tallassee High School	7

Top Ten Alabama Feeder Counties

Montgomery AL	90
Elmore AL	67
Autauga AL	34
Lee AL	16
Russell AL	10
Mobile AL	9
Jefferson AL	8
Chambers AL	5
Escambia AL	4
Talladega AL	4

Top Ten Majors

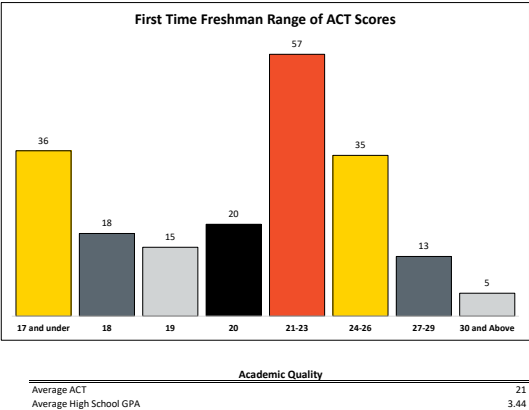
Major	Student Count
Pre-Nursing	79
Mathematics	30
General Business	29
Biology	27
Kinesiology	22
Computer Science	21
Exploratory	20
Psychology	15
Criminal Justice	14
Elementary Education	13

College of Study

College of Study	Student Count
College of Business	62
College of Education	36
College of Liberal Arts and Social Sciences	53
College of Nursing & Health Sciences	94
College of Sciences	109
University College	20



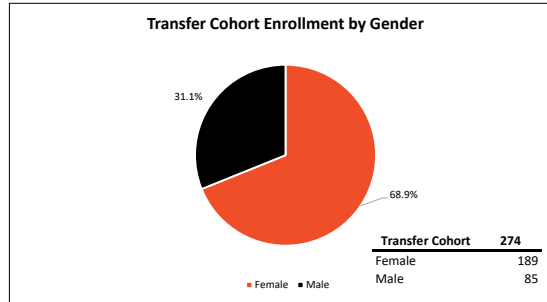
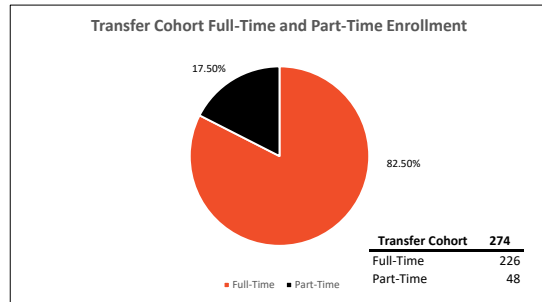
Country of Origin	Student Count
United States of America	334
Vietnam	8
India	7
United Kingdom	3
Austria	2
Bangladesh	2
Finland	2
Pakistan	2
Congo	1
Germany	1
Ireland	1
Spain	1



AUBURN UNIVERSITY
AT MONTGOMERY

OFFICE OF
INSTITUTIONAL EFFECTIVENESS

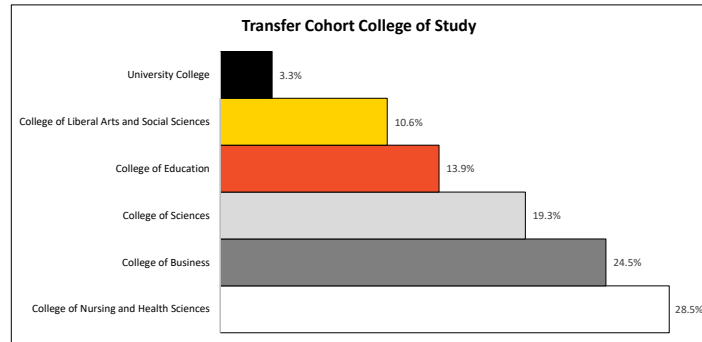
**Auburn University at Montgomery
Fall 2024 Transfer Cohort**



Transfer Cohort State of Origin	
Alabama	244
California	1
Florida	4
Georgia	2
Illinois	1
Indiana	1
Kentucky	1
Maryland	1
Mississippi	4
Ohio	1
Oregon	1
Tennessee	1
Texas	1
Wyoming	1



Transfer Cohort Countries of Origin	
Canada	1
France	1
Germany	1
Italy	1
Spain	3
United Kingdom	2
Unknown	1
United States of America	264



Transfer Cohort by College	
College of Nursing and Health Sciences	78
College of Business	67
College of Sciences	53
College of Education	38
College of Liberal Arts and Social Sciences	29
University College	9

Transfer Cohort Ethnicity		
US Non Citizen	8	2.9%
Alaskan/American Indian	1	0.4%
Asian	1	0.4%
Black or African American	132	48.2%
Hispanic/Latino	1	0.4%
White	105	38.3%
Two or more races	16	5.8%
Unspecified	10	3.6%

IPEDS Age Range		
18-19	29	10.6%
20-21	109	39.8%
22-24	58	21.2%
25-29	28	10.2%
30-34	16	5.8%
35-39	15	5.5%
40-49	16	5.8%
50-64	3	1.1%
Average Age	25	

Top Ten Majors	
Pre-Nursing	45
General Business	29
Kinesiology	19
Biology	16
Elementary Education	16
Nursing	15
Psychology	13
Computer Science	12
Marketing	11
Pre-Laboratory Science	11

Top Ten Transfer Institutions	
Trenholm St Community Col	37
Central Alabama CC	28
Southern Union State JC	19
Auburn University	13
Alabama State University	9
Jefferson State CC	8
L B Wallace State JC	8
Alabama A & M University	7
Troy Univ-Montgomery	7
Chattahoochee Valley CC (AL)	6
Coastal Alabama CC	6
Faulkner University	6
Wallace State CC-Selma	6

Academic Quality	
Average Hours Transferred	54.3
Average Transfer GPA	3.58

