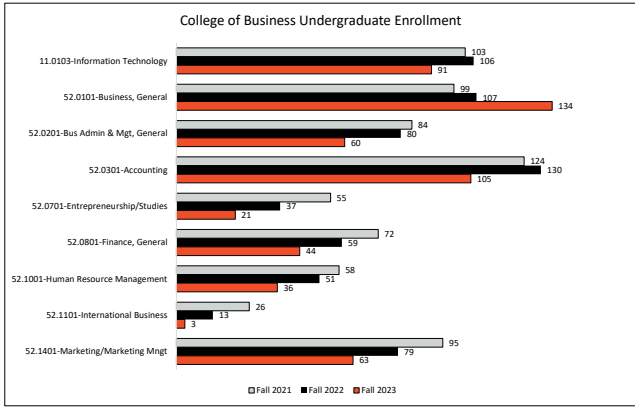
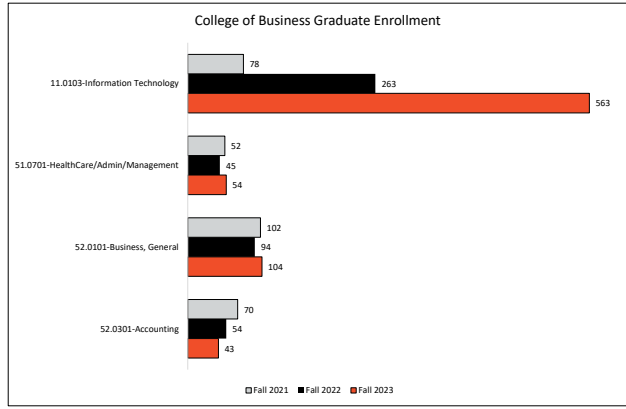


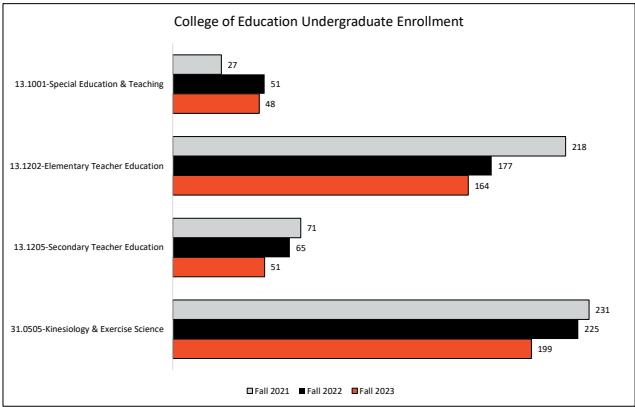
**Auburn University at Montgomery Three Year Trend
Fall 2021-Fall 2023
FALL Enrollment by College, Level, and CIP Code**



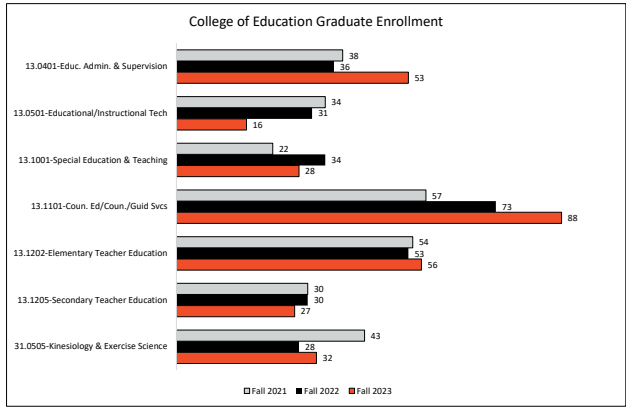
College of Business Undergraduate Enrollment				
CIP Code and Description	Fall 2021	Fall 2022	Fall 2023	
11.0103-Information Technology	103	106	91	
52.0101-Business, General	99	107	134	
52.0201-Bus Admin & Mgt, General	84	80	60	
52.0301-Accounting	124	130	105	
52.0701-Entrepreneurship/Studies	55	37	21	
52.0801-Finance, General	72	59	44	
52.1001-Human Resource Management	58	51	36	
52.1101-International Business	26	13	3	
52.1401-Marketing/Marketing Mngt	95	79	63	
College Totals	716	662	557	



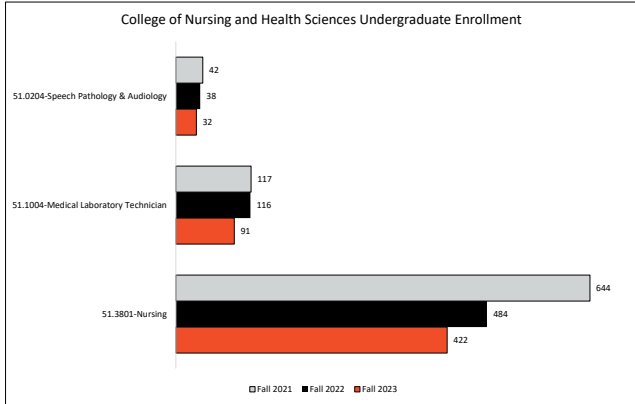
College of Business Graduate Enrollment				
CIP Code and Description	Fall 2021	Fall 2022	Fall 2023	
11.0103-Information Technology	78	263	563	
51.0701-HealthCare/Admin/Management	52	45	54	
52.0101-Business, General	102	94	104	
52.0301-Accounting	70	54	43	
College Totals	302	114	764	



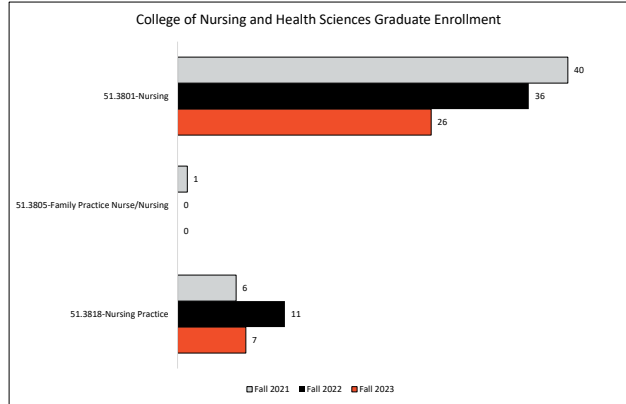
College of Education Undergraduate Enrollment				
CIP Code and Description	Fall 2021	Fall 2022	Fall 2023	
13.1001-Special Education & Teaching	27	51	48	
13.1202-Elementary Teacher Education	218	177	164	
13.1205-Secondary Teacher Education	71	65	51	
31.0505-Kinesiology & Exercise Science	231	225	199	
College Totals	547	518	462	



College of Education Graduate Enrollment				
CIP Code and Description	Fall 2021	Fall 2022	Fall 2023	
13.0401-Educ. Admin. & Supervision	38	36	53	
13.0501-Educational/Instructional Tech	34	31	16	
13.1001-Special Education & Teaching	22	34	28	
13.1101-Coun. Ed/Coun./Guid Svcs	57	73	88	
13.1202-Elementary Teacher Education	54	53	56	
13.1205-Secondary Teacher Education	30	30	27	
31.0505-Kinesiology & Exercise Science	43	28	32	
College Totals	278	285	300	



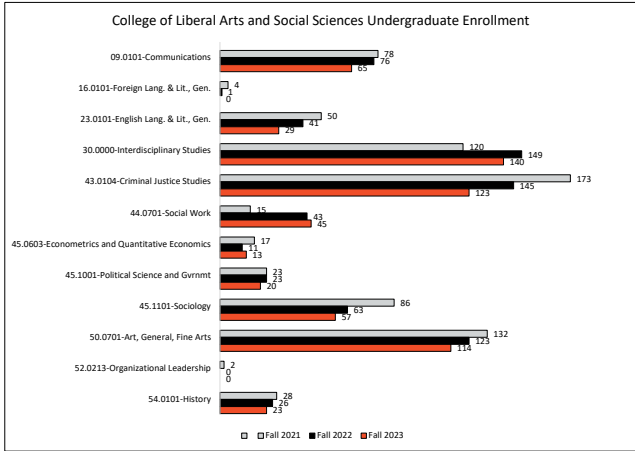
College of Nursing and Health Sciences Undergraduate Enrollment				
CIP Code and Description	Fall 2021	Fall 2022	Fall 2023	
51.0204-Speech Pathology & Audiology	42	38	32	
51.1004-Medical Laboratory Technician	117	116	91	
51.3801-Nursing	644	484	422	
College Totals	803	638	545	



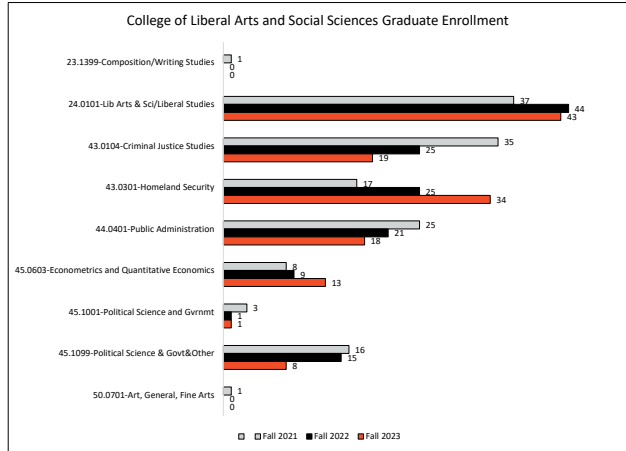
College of Nursing and Health Sciences Graduate Enrollment				
CIP Code and Description	Fall 2021	Fall 2022	Fall 2023	
51.3801-Nursing	40	36	26	
51.3805-Family Practice Nurse/Nursing	1	0	0	
51.3818-Nursing Practice	6	11	7	
College Totals	47	47	33	



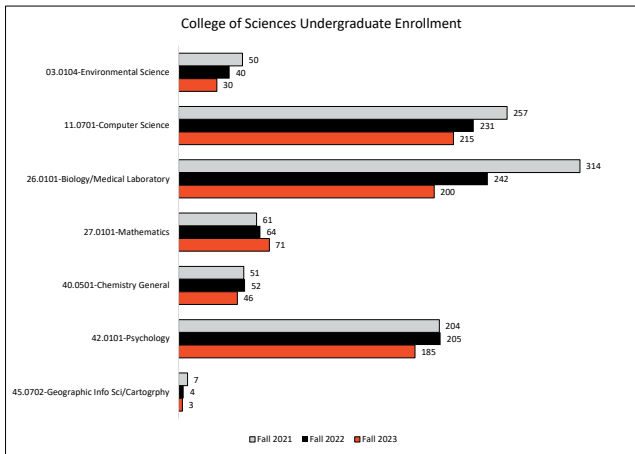
Auburn University at Montgomery Three Year Trend
Fall 2021-Fall 2023
FALL Enrollment by College, Level, and CIP Code



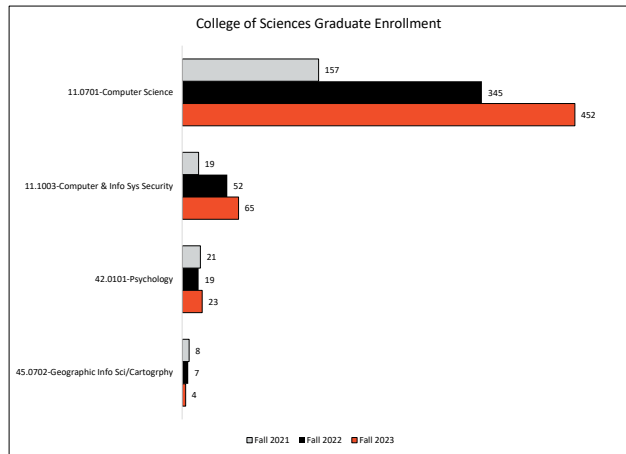
College of Liberal Arts and Social Sciences Undergraduate Enrollment			
CIP Code and Description	Fall 2021	Fall 2022	Fall 2023
09.0101-Communications	78	76	65
16.0101-Foreign Lang. & Lit., Gen.	4	1	0
23.0101-English Lang. & Lit., Gen.	50	41	29
30.0000-Interdisciplinary Studies	120	149	140
43.0104-Criminal Justice Studies	173	145	123
44.0701-Social Work	15	43	35
45.0603-Econometrics and Quantitative Economics	17	11	13
45.1001-Political Science and Gvrnmt	23	23	20
45.1101-Sociology	86	63	57
50.0701-Art, General, Fine Arts	132	123	114
52.0213-Organizational Leadership	2	0	0
54.0101-History	28	26	23
College Totals	728	701	629



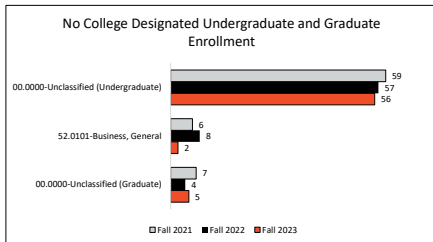
College of Liberal Arts and Social Sciences Graduate Enrollment			
CIP Code and Description	Fall 2021	Fall 2022	Fall 2023
23.1399-Composition/Writing Studies	1	0	0
24.0101-Lib Arts & Sci/Liberal Studies	37	44	43
43.0104-Criminal Justice Studies	35	25	19
43.0301-Homeland Security	17	25	34
44.0401-Public Administration	25	21	18
45.0603-Econometrics and Quantitative Economics	8	9	13
45.1001-Political Science and Gvrnmt	3	1	1
45.1099-Political Science & Govt&Other	16	15	8
50.0701-Art, General, Fine Arts	1	0	0
College Totals	143	140	136



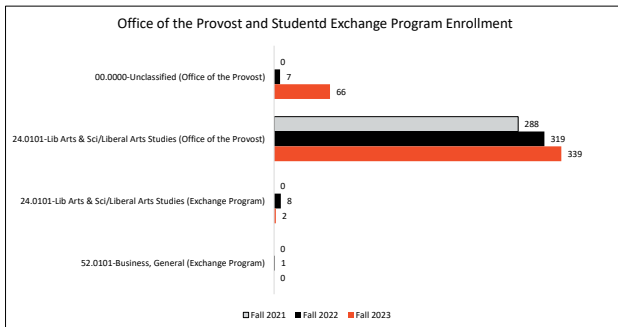
College of Sciences Undergraduate Enrollment			
CIP Code and Description	Fall 2021	Fall 2022	Fall 2023
03.0104-Environmental Science	50	40	30
11.0701-Computer Science	257	231	215
26.0101-Biology/Medical Laboratory	314	242	200
27.0101-Mathematics	61	64	71
40.0501-Chemistry General	51	52	46
42.0101-Psychology	204	205	185
45.0702-Geographic Info Sci/Cartography	7	4	3
College Totals	944	838	750



College of Sciences Graduate Enrollment			
CIP Code and Description	Fall 2021	Fall 2022	Fall 2023
11.0701-Computer Science	157	345	452
11.1003-Computer & Info Sys Security	19	52	65
42.0101-Psychology	21	19	23
45.0702-Geographic Info Sci/Cartography	8	7	4
College Totals	205	423	544



No College Designated Undergraduate and Graduate Enrollment			
CIP Code and Description	Fall 2021	Fall 2022	Fall 2023
00.0000-Unclassified (Undergraduate)	59	57	56
52.0101-Business, General	6	8	2
00.0000-Unclassified (Graduate)	7	4	5
College Totals	72	69	63



Office of the Provost and Student Exchange Undergraduate Enrollment			
CIP Code and Description	Fall 2021	Fall 2022	Fall 2023
00.0000-Unclassified (Office of the Provost)	0	7	66
24.0101-Lib Arts & Sci/Liberal Arts Studies (Office of the Provost)	288	319	339
24.0101-Lib Arts & Sci/Liberal Arts Studies (Exchange Program)	0	8	2
52.0101-Business, General (Exchange Program)	0	1	0
College Totals	288	325	407

