



**AUBURN UNIVERSITY
AT MONTGOMERY**

**OFFICE OF
INSTITUTIONAL EFFECTIVENESS**

2020 Graduation Survey

The 2020 Graduation Survey was disseminated on April 23, 2020 to 495 graduating seniors and graduate students. Three reminder emails were distributed until the close date of May 15, resulting in 191 responses for a response rate of 38.6%. Incomplete responses, as long as the student answered the first set of questions, were included in the final analysis because all answers are useful to campus constituents.

Employment Status and Salaries across all colleges

| Reported employment status, percent of respondents | | | | | | |
|---|-------|-------|-------|-------|-------|-------|
| | CLASS | COB | COE | COS | CNHS | AUM |
| Employed prior to graduation and staying in the same role post-graduation | 20.5% | 21.2% | 41.7% | 12.0% | 44.0% | 27.8% |
| Employed prior to graduation and staying in a new role post-graduation | 17.9% | 15.2% | 19.4% | 20.0% | 32.0% | 20.3% |
| Employed prior to graduation but not staying post-graduation | 15.4% | 6.1% | 2.8% | 12.0% | 8.0% | 8.9% |
| Have accepted a new job to begin after graduation | 10.3% | 9.1% | 8.3% | 4.0% | 24.0% | 10.8% |
| Have been offered a new job but have not accepted | 2.6% | 9.1% | 2.8% | 4.0% | 4.0% | 4.4% |
| Currently searching for employment | 33.3% | 39.4% | 19.4% | 48.0% | 8.0% | 29.7% |
| Will begin searching after graduation | 28.2% | 12.1% | 0.0% | 36.0% | 8.0% | 16.5% |
| Not searching | 5.1% | 6.1% | 8.3% | 8.0% | 0.0% | 5.7% |
| N | 39 | 33 | 36 | 25 | 25 | 158 |

Note: Percentages will not add up to 100% because respondents were allowed multiple selections for this question. This differs from

Mean salaries and wages reported by those accepting new employment upon graduation, by College

| | | Liberal Arts & Social Sciences | Business | Education | Sciences | Nursing & Health Sciences | AUM |
|-------------|------|--------------------------------|----------|-----------|----------|---------------------------|--------|
| Salary (\$) | Mean | 29,616 | 52,153 | 44,167 | 27,000 | - | 40,713 |
| | N | 6 | 4 | 5 | 1 | - | 16 |
| Hourly (\$) | Mean | 9.75 | 16.88 | 2.50 | 20.49 | 22.11 | 17.51 |
| | N | 4 | 2 | 1 | 2 | 9 | 18 |

Note: A full program-level breakdown of salaries and wages reported by students, including students who kept their pre-graduation



2020 Graduation Survey
College of Liberal Arts & Sciences

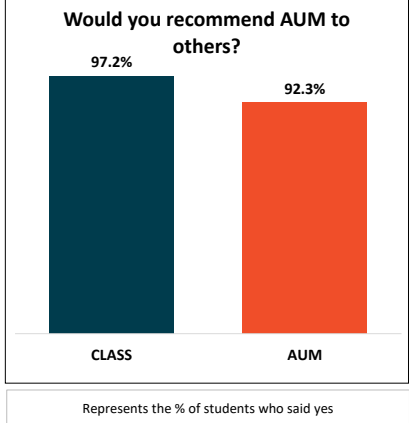
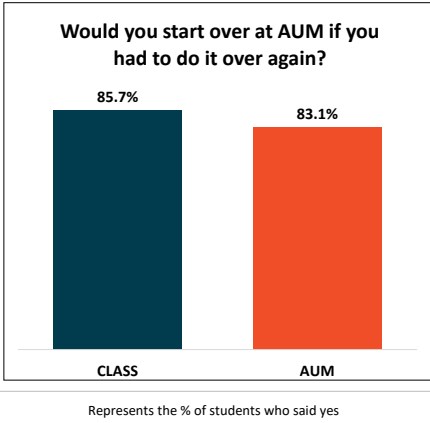
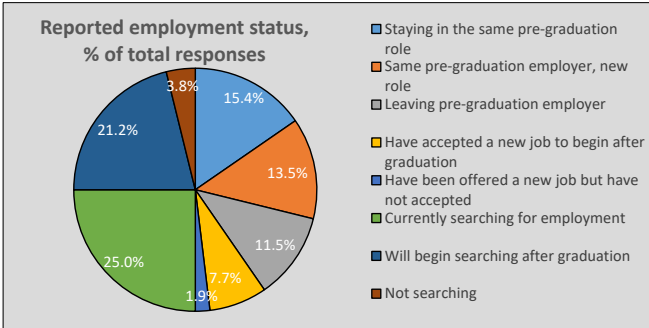
Students' satisfaction with their program of study providing the following...

| | | High-quality program advising | High-quality career advising | Course sequencing that reinforced prior learning | Preparation for preferred job | Continuous effort to improve educational experience |
|----------------------------------|----------|-------------------------------|------------------------------|--|-------------------------------|---|
| Art | Mean | 4.50 | 4.00 | 4.00 | 3.75 | 4.00 |
| | N | 4 | 4 | 4 | 4 | 4 |
| | Std. Dev | 0.577 | 1.414 | 1.414 | 1.258 | 1.414 |
| Communication | Mean | 4.40 | 3.60 | 4.80 | 4.00 | 4.60 |
| | N | 5 | 5 | 5 | 5 | 5 |
| | Std. Dev | 1.342 | 0.894 | 0.447 | 1.732 | 0.548 |
| Criminal Justice | Mean | 5.00 | 5.00 | 5.00 | 5.00 | 5.00 |
| | N | 1 | 1 | 1 | 1 | 1 |
| | Std. Dev | | | | | |
| Economics | Mean | 3.00 | 4.00 | 3.50 | 3.00 | 3.00 |
| | N | 2 | 1 | 2 | 2 | 2 |
| | Std. Dev | 2.828 | | 2.121 | 1.414 | 2.828 |
| English | Mean | 5.00 | 5.00 | 5.00 | 5.00 | 5.00 |
| | N | 1 | 1 | 1 | 1 | 1 |
| | Std. Dev | | | | | |
| History | Mean | 5.00 | 4.00 | 5.00 | 4.00 | 5.00 |
| | N | 1 | 1 | 1 | 1 | 1 |
| | Std. Dev | | | | | |
| Interdisciplinary Studies | Mean | 4.82 | 4.64 | 4.64 | 4.09 | 4.09 |
| | N | 11 | 11 | 11 | 11 | 11 |
| | Std. Dev | 0.405 | 0.505 | 0.505 | 0.831 | 1.136 |
| Liberal Arts, MLA | Mean | 5.00 | 4.80 | 5.00 | 4.80 | 4.80 |
| | N | 5 | 5 | 5 | 5 | 5 |
| | Std. Dev | 0.000 | 0.447 | 0.000 | 0.447 | 0.447 |
| Political Science | Mean | 4.67 | 4.33 | 4.67 | 4.67 | 4.67 |
| | N | 3 | 3 | 3 | 3 | 3 |
| | Std. Dev | 0.577 | 0.577 | 0.577 | 0.577 | 0.577 |
| Public Administration | Mean | 5.00 | 3.00 | 5.00 | 5.00 | 3.67 |
| | N | 2 | 2 | 2 | 2 | 3 |
| | Std. Dev | 0.000 | 1.414 | 0.000 | 0.000 | 2.309 |
| Sociology | Mean | 4.00 | 4.00 | 2.00 | 4.00 | 4.00 |
| | N | 1 | 1 | 1 | 1 | 1 |
| | Std. Dev | | | | | |
| Spanish | Mean | 4.00 | 4.00 | 4.00 | 4.00 | 4.00 |
| | N | 1 | 1 | 1 | 1 | 1 |
| | Std. Dev | | | | | |
| College of Liberal Arts & Social | Mean | 4.62 | 4.28 | 4.54 | 4.22 | 4.26 |
| | N | 37 | 36 | 37 | 37 | 38 |
| | Std. Dev | | | | | |
| AUM | Mean | 4.38 | 4.12 | 4.54 | 4.33 | 4.48 |
| | N | 191 | 191 | 191 | 191 | 191 |
| | Std. Dev | | | | | |

*Scale of 1 (very dissatisfied) to 5 (very satisfied).

Hourly wages and salaries for all responding employed graduates by program

| | | Hourly | Salary |
|---|----------|--------|-----------|
| Art | Mean | 7.50 | |
| | N | 1 | |
| | Std. Dev | | |
| | Minimum | 7.50 | |
| Communication | Maximum | 7.50 | |
| | Mean | | 33081.00 |
| | N | | 1 |
| | Std. Dev | | |
| History | Minimum | | 33081.00 |
| | Maximum | | 33081.00 |
| | Mean | | 7000.00 |
| | N | | 1 |
| Interdisciplinary Studies | Std. Dev | | |
| | Minimum | | 7000.00 |
| | Maximum | | 7000.00 |
| | Mean | 10.50 | |
| Liberal Arts MLA | N | 3 | |
| | Std. Dev | 3.0414 | |
| | Minimum | 8.50 | |
| | Maximum | 14.00 | |
| Public Administration | Mean | | 42700.00 |
| | N | | 4 |
| | Std. Dev | | 17137.483 |
| | Minimum | | 30000.00 |
| Sociology | Maximum | | 68000.00 |
| | Mean | | 86500.00 |
| | N | | 1 |
| | Std. Dev | | |
| Spanish | Minimum | | 86500.00 |
| | Maximum | | 86500.00 |
| | Mean | | 36000.00 |
| | N | | 1 |
| College of Liberal Arts & Social Sciences | Std. Dev | | |
| | Minimum | | 86500.00 |
| | Maximum | | 86500.00 |
| | Mean | | 36000.00 |
| College of Liberal Arts & Social Sciences | Std. Dev | | |
| | Minimum | | 36000.00 |
| | Maximum | | 36000.00 |
| | Mean | | 10000.00 |
| College of Liberal Arts & Social Sciences | N | | 1 |
| | Std. Dev | | |
| | Minimum | | 10000.00 |
| | Maximum | | 10000.00 |
| College of Liberal Arts & Social Sciences | Mean | 9.750 | 38153.44 |
| | N | 4 | 9 |
| | Std. Dev | 2.9011 | 25235.577 |
| | Minimum | 7.5 | 7000.00 |
| College of Liberal Arts & Social Sciences | Maximum | 14.0 | 86500.00 |



**2020 Graduation Survey
College of Business**

Students' satisfaction with their program of study providing the following...

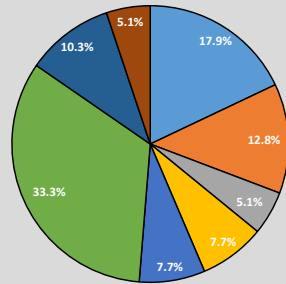
| | | High-quality program advising | High-quality career advising | Course sequencing that reinforced prior learning | Preparation for preferred job | Continuous effort to improve educational experience |
|--------------------------------|----------|-------------------------------|------------------------------|--|-------------------------------|---|
| Accounting | Mean | 4.69 | 4.69 | 4.77 | 4.69 | 4.85 |
| | N | 13 | 13 | 13 | 13 | 13 |
| | Std. Dev | 0.855 | 0.855 | 0.439 | 0.855 | 0.376 |
| Business Administration | Mean | 4.50 | 4.50 | 4.50 | 3.50 | 4.50 |
| | N | 2 | 2 | 2 | 2 | 2 |
| | Std. Dev | 0.707 | 0.707 | 0.707 | 2.121 | 0.707 |
| Finance | Mean | 4.50 | 3.50 | 5.00 | 5.00 | 5.00 |
| | N | 2 | 2 | 2 | 2 | 2 |
| | Std. Dev | 0.707 | 2.121 | 0.000 | 0.000 | 0.000 |
| General Business | Mean | 4.00 | 4.00 | 4.00 | 2.00 | 4.00 |
| | N | 1 | 1 | 1 | 1 | 1 |
| | Std. Dev | | | | | |
| Human Resource Management | Mean | 5.00 | 5.00 | 5.00 | 3.50 | 5.00 |
| | N | 2 | 2 | 2 | 2 | 2 |
| | Std. Dev | 0.000 | 0.000 | 0.000 | 2.121 | 0.000 |
| Information Systems | Mean | 3.67 | 3.67 | 4.67 | 4.00 | 4.33 |
| | N | 3 | 3 | 3 | 3 | 3 |
| | Std. Dev | 2.309 | 2.309 | 0.577 | 0.000 | 0.577 |
| International Business | Mean | 4.00 | 2.00 | 4.00 | 4.00 | 2.00 |
| | N | 1 | 1 | 1 | 1 | 1 |
| | Std. Dev | | | | | |
| Management | Mean | 4.00 | 3.40 | 4.60 | 4.20 | 4.60 |
| | N | 5 | 5 | 5 | 5 | 5 |
| | Std. Dev | 1.225 | 1.342 | 0.548 | 1.304 | 0.548 |
| Management Information Systems | Mean | 4.67 | 3.67 | 4.33 | 2.67 | 3.67 |
| | N | 3 | 3 | 3 | 3 | 3 |
| | Std. Dev | 0.577 | 1.528 | 0.577 | 1.155 | 1.528 |
| Marketing | Mean | 5.00 | 4.50 | 4.50 | 4.50 | 4.50 |
| | N | 2 | 2 | 2 | 2 | 2 |
| | Std. Dev | 0.000 | 0.707 | 0.707 | 0.707 | 0.707 |
| College of Business | Mean | 4.47 | 4.15 | 4.65 | 4.15 | 4.53 |
| | N | 34 | 34 | 34 | 34 | 34 |
| | Std. Dev | | | | | |
| AUM | Mean | 4.38 | 4.12 | 4.54 | 4.33 | 4.48 |
| | N | 191 | 191 | 191 | 191 | 191 |
| | Std. Dev | | | | | |

*Scale of 1 (very dissatisfied) to 5 (very satisfied).

Hourly wages and salaries for all responding employed graduates by program

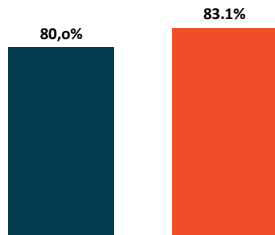
| | | Hourly | Salary |
|-------------------------|----------|----------|------------|
| Accounting | Mean | 16.88 | 51872.6667 |
| | N | 2 | 3 |
| | Std. Dev | 7.247845 | 14938.5622 |
| | Minimum | 11.75 | 35618 |
| | Maximum | 22.00 | 65000 |
| Business Administration | Mean | | 50000 |
| | N | | 1 |
| | Std. Dev | | |
| | Minimum | | 50000 |
| | Maximum | | 50000 |
| Finance | Mean | | 54000 |
| | N | | 1 |
| | Std. Dev | | |
| | Minimum | | 54000 |
| | Maximum | | 54000 |
| Information Systems | Mean | | 64805 |
| | N | | 2 |
| | Std. Dev | | 21488.9751 |
| | Minimum | | 49610 |
| | Maximum | | 80000 |
| Management | Mean | 17.00 | |
| | N | 1 | |
| | Std. Dev | | |
| | Minimum | 17.00 | |
| | Maximum | 17.00 | |
| Marketing | Mean | | 50000 |
| | N | | 1 |
| | Std. Dev | | |
| | Minimum | | 50000 |
| | Maximum | | 50000 |
| College of Business | Mean | 16.92 | 54903.58 |
| | N | 3 | 8 |
| | Std. Dev | 5.125508 | 12987.0239 |
| | Minimum | 11.75 | 35618 |
| | Maximum | 22.00 | 80000 |

**Reported employment status,
% of total responses**



- Staying in the same pre-graduation role
- Same pre-graduation employer, new role
- Leaving pre-graduation employer
- Have accepted a new job to begin after graduation
- Have been offered a new job but have not accepted
- Currently searching for employment
- Will begin searching after graduation
- Not searching

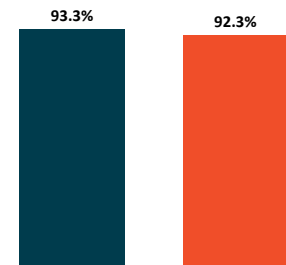
**Would you start over at AUM
if you had to do it over
again?**



Represents the % of students who said yes



**Would you recommend AUM
to others?**



Represents the % of students who said yes

**2020 Graduation Survey
College of Education**

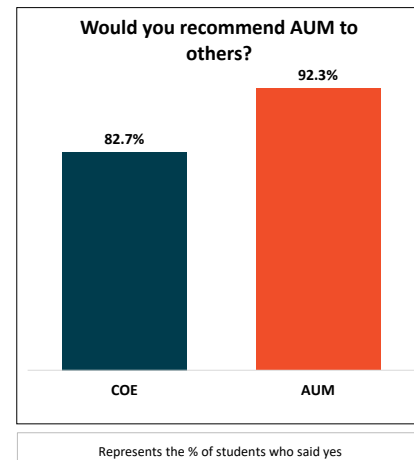
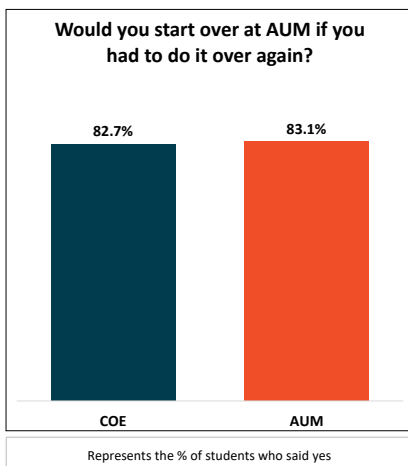
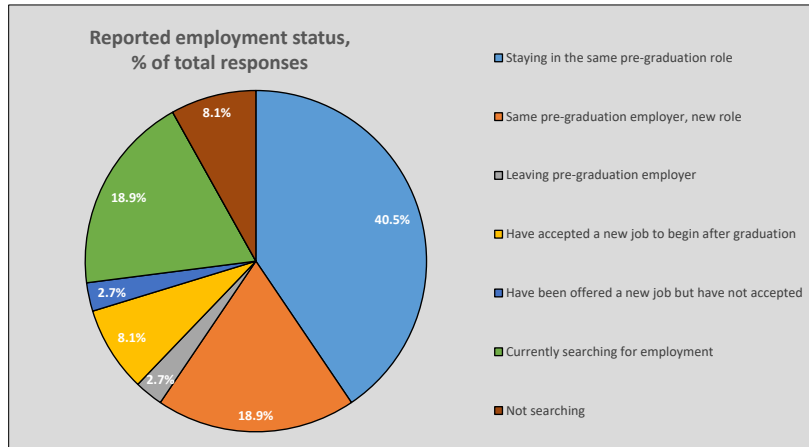
Students' satisfaction with their program of study providing the following...

| | | High-quality program advising | High-quality career advising | Course sequencing that reinforced prior learning | Preparation for preferred job | Continuous effort to improve educational experience |
|--------------------------|-------|-------------------------------|------------------------------|--|-------------------------------|---|
| Counseling Education | Mean* | 5.00 | 5.00 | 5.00 | 5.00 | 5.00 |
| | N | 2 | 2 | 2 | 2 | 2 |
| Elementary Education | Mean | 4.33 | 4.33 | 4.67 | 4.89 | 4.67 |
| | N | 9 | 9 | 9 | 9 | 9 |
| Instructional Leadership | Mean | 4.00 | 3.75 | 4.00 | 4.00 | 4.00 |
| | N | 4 | 4 | 4 | 4 | 4 |
| Instructional Technology | Mean | 5.00 | 5.00 | 4.75 | 5.00 | 5.00 |
| | N | 4 | 4 | 4 | 4 | 4 |
| Kinesiology | Mean | 3.22 | 3.11 | 4.56 | 4.22 | 4.44 |
| | N | 9 | 9 | 9 | 9 | 9 |
| Secondary Education | Mean | 4.67 | 4.17 | 4.33 | 4.50 | 4.50 |
| | N | 6 | 6 | 6 | 6 | 6 |
| Special Education | Mean | 5.00 | 5.00 | 5.00 | 5.00 | 5.00 |
| | N | 2 | 2 | 2 | 2 | 2 |
| College of Education | Mean | 4.22 | 4.08 | 4.56 | 4.58 | 4.58 |
| | N | 36 | 36 | 36 | 36 | 36 |
| AUM | Mean | 4.38 | 4.12 | 4.54 | 4.33 | 4.48 |
| | N | 191 | 191 | 191 | 191 | 191 |

*Scale of 1 (very dissatisfied) to 5 (very satisfied).

Hourly wages and salaries for all responding, employed graduates by program

| | | Hourly | Salary |
|--------------------------|----------|---------|----------|
| Elementary Education | Mean | | 46000.00 |
| | N | | 3.00 |
| | Std. Dev | | 6000.00 |
| | Minimum | | 40000.00 |
| Instructional Leadership | Mean | | 55500.00 |
| | N | | 2.00 |
| | Std. Dev | | 13435.03 |
| | Minimum | | 46000.00 |
| Instructional Technology | Mean | | 65000.00 |
| | N | | 1.00 |
| | Std. Dev | | 50000.00 |
| | Minimum | | 50000.00 |
| Kinesiology | Mean | 9.12 | 42500.00 |
| | N | 2 | 2.60 |
| | Std. Dev | 9.35502 | 3535.53 |
| | Minimum | 2.50 | 40000.00 |
| Secondary Education | Mean | | 46250.00 |
| | N | | 4.00 |
| | Std. Dev | | 5909.03 |
| | Minimum | | 38000.00 |
| College of Education | Mean | 9.12 | 47416.67 |
| | N | 2 | 12.00 |
| | Std. Dev | 9.35502 | 7178.99 |
| | Minimum | 2.50 | 38000.00 |
| College of Education | Mean | | 65000.00 |
| | N | | 15.73 |
| | Std. Dev | | 15.73 |
| | Minimum | | 50000.00 |

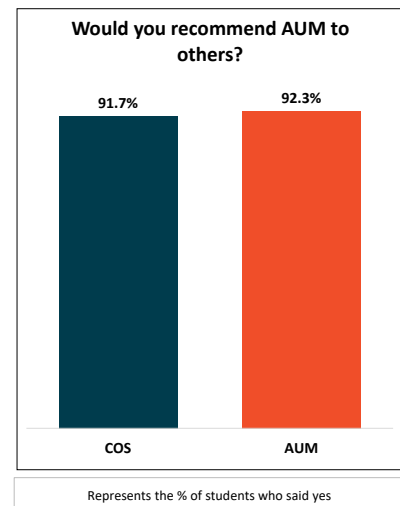
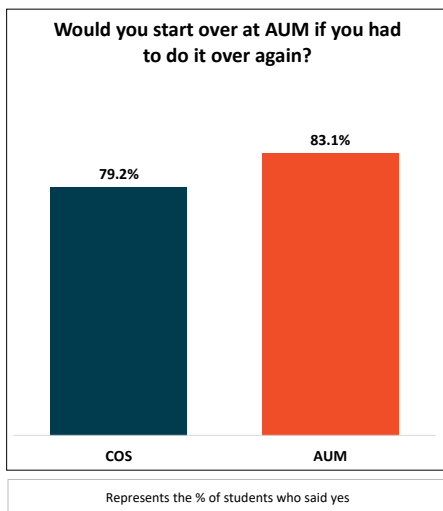
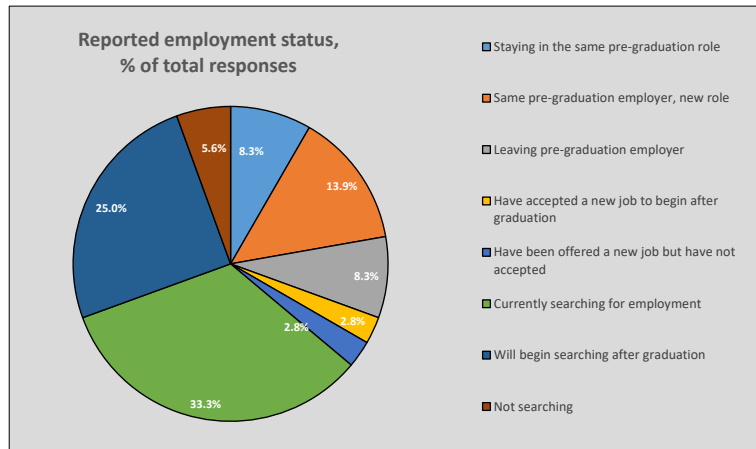


**2020 Graduation Survey
College of Sciences**

| Students' satisfaction with their program of study providing the following... | | | | | | |
|---|----------|-------------------------------|------------------------------|--|-------------------------------|---|
| | | High-quality program advising | High-quality career advising | Course sequencing that reinforced prior learning | Preparation for preferred job | Continuous effort to improve educational experience |
| Biology | Mean* | 4.70 | 4.10 | 4.90 | 4.70 | 4.70 |
| | N | 10 | 10 | 10 | 10 | 10 |
| | Std. Dev | 0.483 | 1.197 | 0.316 | 0.483 | 0.483 |
| Chemistry | Mean | 2.00 | 2.00 | 5.00 | 5.00 | 5.00 |
| | N | 1 | 1 | 1 | 1 | 1 |
| | Std. Dev | | | | | |
| CIS & Cyber Security | Mean | 4.67 | 4.33 | 4.33 | 4.33 | 4.67 |
| | N | 3 | 3 | 3 | 3 | 3 |
| | Std. Dev | 0.577 | 0.577 | 0.577 | 0.577 | 0.577 |
| Environmental Science | Mean | 5.00 | 3.00 | 3.00 | 1.50 | 4.00 |
| | N | 2 | 2 | 2 | 2 | 2 |
| | Std. Dev | 0.000 | 1.414 | 1.414 | 0.707 | 0.000 |
| Mathematics | Mean | 5.00 | 4.00 | 5.00 | 5.00 | 5.00 |
| | N | 1 | 1 | 1 | 1 | 1 |
| | Std. Dev | | | | | |
| Physical Science | Mean | 2.00 | 1.00 | 4.00 | 4.00 | 5.00 |
| | N | 1 | 1 | 1 | 1 | 1 |
| | Std. Dev | | | | | |
| Psychology | Mean | 4.00 | 4.14 | 4.43 | 4.00 | 4.29 |
| | N | 7 | 7 | 7 | 7 | 7 |
| | Std. Dev | 1.414 | 1.464 | 1.512 | 1.414 | 1.113 |
| College of Sciences | Mean | 4.32 | 3.84 | 4.52 | 4.20 | 4.56 |
| | N | 25 | 25 | 25 | 25 | 25 |
| | Std. Dev | | | | | |
| AUM | Mean | 4.38 | 4.12 | 4.54 | 4.33 | 4.48 |
| | N | 191 | 191 | 191 | 191 | 191 |
| | Std. Dev | | | | | |

*Scale of 1 (very dissatisfied) to 5 (very satisfied).

| Hourly wages and salaries for all responding employed graduates by program | | | |
|--|----------|----------|-------|
| | Hourly | Salary | |
| Biology | Mean | 10.97 | |
| | N | 1 | |
| | Std. Dev | | |
| | Minimum | 10.97 | |
| Mathematics | Maximum | 10.97 | |
| | Mean | | 27000 |
| | N | | 1 |
| | Std. Dev | | |
| Physical Science | Minimum | | 27000 |
| | Maximum | | 27000 |
| | Mean | 10.50 | |
| | N | 1 | |
| Psychology | Std. Dev | | |
| | Minimum | 10.50 | |
| | Maximum | 10.50 | |
| | Mean | 18.00 | |
| College of Sciences | N | 1 | |
| | Std. Dev | | |
| | Minimum | 18.00 | |
| | Maximum | 18.00 | |
| AUM | Mean | 13.16 | 27000 |
| | N | 3 | 1 |
| | Std. Dev | 4.201028 | |
| | Minimum | 10.50 | 27000 |
| | Maximum | 18.00 | 27000 |



**2020 Graduation Survey
College of Nursing & Health Sciences**

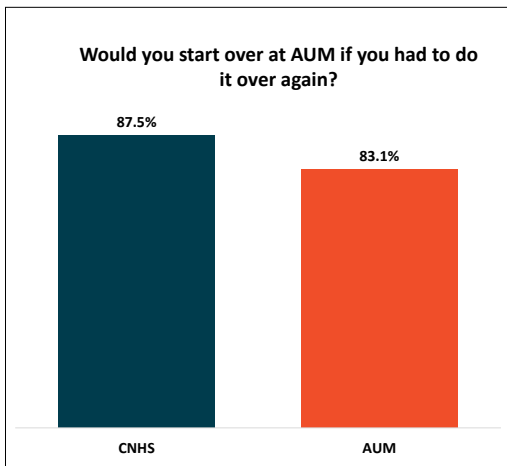
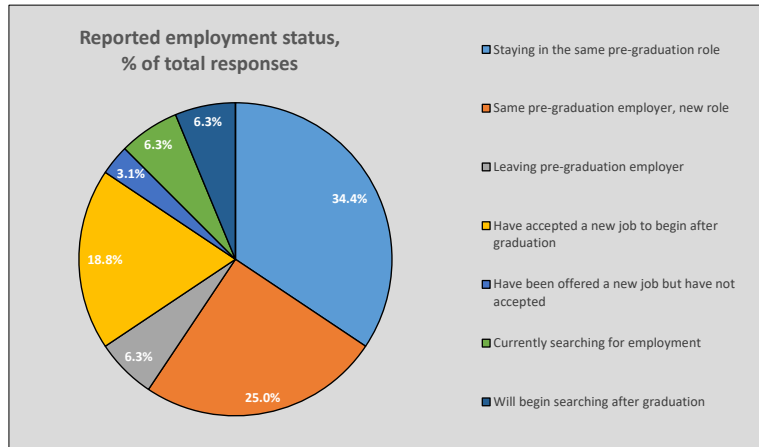
Students' satisfaction with their program of study providing the following...

| | | High-quality program advising | High-quality career advising | Course sequencing that reinforced prior learning | Preparation for preferred job | Continuous effort to improve educational experience |
|--|----------|-------------------------------|------------------------------|--|-------------------------------|---|
| Communication Disorders | Mean * | 4.00 | 4.29 | 4.29 | 4.71 | 4.57 |
| | N | 7 | 7 | 7 | 7 | 7 |
| | Std. Dev | 1.414 | 1.496 | 1.113 | 0.488 | 0.535 |
| Nursing | Mean | 4.17 | 4.06 | 4.39 | 4.33 | 4.39 |
| | N | 18 | 18 | 18 | 18 | 18 |
| | Std. Dev | 1.505 | 1.474 | 1.290 | 1.414 | 1.420 |
| College of Nursing and Health Sciences | Mean | 4.12 | 4.12 | 4.36 | 4.44 | 4.44 |
| | N | 25 | 25 | 25 | 25 | 25 |
| | Std. Dev | 1.505 | 1.474 | 1.290 | 1.414 | 1.420 |
| AUM | Mean | 4.38 | 4.12 | 4.54 | 4.33 | 4.48 |
| | N | 191 | 191 | 191 | 191 | 191 |
| | Std. Dev | 1.505 | 1.474 | 1.290 | 1.414 | 1.420 |

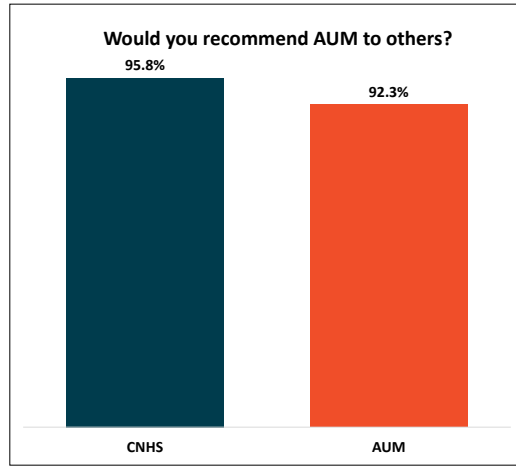
*Scale of 1 (very dissatisfied) to 5 (very satisfied).

Hourly wages and salaries for all responding employed graduates by program

| | | Hourly | Salary |
|--------------------------------------|--------------------|----------------|----------------|
| Communication Disorders | Mean | 11.00 | |
| | N | 1 | |
| | Std. Dev | | |
| | Minimum Maximum | 11.00 11.00 | |
| Nursing | Mean | 23.93 | 95000 |
| | N | 13 | 1 |
| | Std. Dev | 5.967805077 | |
| | Minimum Maximum | 8.00 31.00 | 95000 95000 |
| College of Nursing & Health Sciences | Mean | 23.01 | 95000 |
| | N | 14 | 1 |
| | Std. Dev | 6.694753604 | |
| | Minimum Maximum | 8.00 31.00 | 95000 95000 |



Represents the % of students who said yes



Represents the % of students who said yes



Snap Shots



College of Liberal Arts and Social Sciences

- 100% of College of Liberal Arts and Social Sciences (CLASS) Graduate students were “Very Satisfied” with the quality of program advising and their sequence of courses reinforcing prior learning.
- On a scale of 1-5, 5 being “Very Satisfied” and 1 being “Very Unsatisfied”, CLASS Undergraduate students’ average ratings of their program of study on the following areas were all above 4.0.
 - o High-quality program advising (4.50)
 - o High-quality career advising (4.26)
 - o Provided a sequence of courses that reinforced prior learning (4.39)
 - o Prepared you for the kinds of jobs you hope to get (4.03)
 - o Made a continuous effort to improve your educational experience (4.18)
- 96.4% of CLASS graduates reported having the opportunity to participate in a high-quality culminating experience such as an internship, research with faculty, thesis project, practicum, and more.
- Graduates of CLASS this term have been accepted into graduate programs at The University of Alabama, Emory University, and AUM.
- Snapshot of student comments:
 - o AUM has provided me with an exceptional education for an extremely affordable price. I loved having small class sizes where I could interact more with the professors, in which case many of them have become mentors. (History)
 - o I LOVED my experience at AUM. I recommend it to anyone I know. I appreciate the smaller class size and the relationships you can create with professors. All of my professors genuinely cared about their students and wanted us to succeed. I appreciate the challenge the University Honors Program offered because it helped me grow academically and professionally. AUM has a lot to offer with the diverse clubs, social events, internships, Wellness Center, and more. The opportunities I had helped connect me to the job I begin after graduation. I will always be thankful for my experience at AUM! (Communications)
 - o It's a great school that treats the students like family. You never feel unwanted or unwelcome. I'm very grateful for my time here. (Communications)
- Student comments on how their program has improved during their journey:
 - o My professors in the History department shifted from strict lecture-only courses to more seminar style courses that exponentially improved and added value to my learning experience. (History)
 - o Over the course of my career, they continued to emphasize skills we need for the workforce. The majority of assignments were centered around tasks we will do in the future. In addition, I liked how some of my classes implemented actual campaigns we needed to organize for the campus. It required us to work together and utilize our assets to host a successful event. (Communications)
 - o They have introduced new course topics that are very interesting and help build upon the classes that came before it. (Political Science)

College of Business

- 100% of College of Business (COB) graduate students were “Very Satisfied” or “Satisfied” with the quality of program advising and that their sequence of courses reinforced prior learning.
- On a scale of 1-5, 5 being “Very Satisfied” and 1 being “Very Unsatisfied”, COB Undergraduate students’ average ratings of their program of study on the following areas were all above 4.0.
 - o High-quality program advising (4.38)
 - o High-quality career advising (4.04)
 - o Provided a sequence of courses that reinforced prior learning (4.67)
 - o Prepared you for the kinds of jobs you hope to get (4.25)
 - o Made a continuous effort to improve your educational experience (4.58)
- 84.4% of COB graduates reported having the opportunity to participate in a high-quality culminating experience such as an internship, research with faculty, thesis project, practicum, and more.
- Snapshot of student comments:
 - o I love AUM. It was my first choice school. I love the class sizes, the available services offered (tutoring, counseling, etc.), and I love that the professors actually care about your success. (Accounting)
 - o The teachers in the MAcc program were very helpful and sought to see me succeed in my endeavors. They communicated their expectations effectively and I was able to achieve the goal I set out to accomplish. (Master’s of Accounting)
 - o Caring and understanding faculty. Perfect for non-traditional students like me, but with a great mix of traditional students. (Accounting)
 - o The best part about AUM is the relationship between students and professors. I have not had a single "bad" professor in over four years at AUM. I have received one-on-one help with course work, projects, and personal resume guidance. I could not think of a single bad comment to make about AUM. I will remember my time and experiences at AUM for the rest of my life. I can't wait to have the opportunity to walk across the stage with my fellow classmates to finalize this accomplishment. (Finance)
- Student comments on how their program has improved during their journey:
 - o My accounting professors were all great! They consistently responded to all emails and help me better understand complicated topics. I really enjoyed all the career help!! (Accounting)
 - o Working with students has definitely improved. The CENGAGE tactic I personally enjoyed as it saved me a lot of money by not having to purchase books. (Information Systems)
 - o Preparing students to be candidates for CPA licensure. (Accounting)

College of Education

- On a scale of 1-5, 5 being “Very Satisfied” and 1 being “Very Unsatisfied”, students who graduated from the College of Education (COE) rated their program on average above 4.0 on the following:
 - o High-quality program advising (4.22)
 - o High-quality career advising (4.08)
 - o Provided a sequence of courses that reinforced prior learning (4.55)
 - o Prepared you for the kinds of jobs you hope to get (4.58)
 - o Made a continuous effort to improve your educational experience (4.58)
- 97.1% of COE graduates reported having the opportunity to participate in a high-quality culminating experience such as an internship, research with faculty, thesis project, practicum, and more.
- Snapshot of student comments:
 - o The online experience was wonderful! (Elementary Education)
 - o I will forever be grateful for my experience at AUM. My graduate studies to date have better prepared me for the job I intend to apply for. I am also looking forward to continuing my journey with AUM. I am hopefully joining the Instructional Leadership Ed.S program in Summer 2020. (Instructional Leadership)
 - o I have been a student at AUM since I graduated high school in 2008. It is bittersweet to be obtaining my final degree from AUM and to finally be leaving AUM for good. However, I have learned so many valuable lessons from AUM both academically and personally. I will forever cherish all the memories I have had here. I am so glad AUM has been a part of my higher education career. The many things I learned here have set a wonderful foundation for me career-wise. (Counseling Education)
 - o The entire program has helped me grow in my career field. Every course challenged me to become a better Technology Director. I could see the growth in the work I submitted as I progressed during the program. (Instructional Technology)
 - o The education professors know what they are teaching, and it was a huge privilege to learn from them. It wasn't just a job to them, they cared so much about us and our future students. (Elementary Education)
 - o The program has given me confidence to be a successful teacher. (Elementary Education)

College of Sciences

- 100% of College of Sciences (COS) graduate students were “Satisfied” or “Very Satisfied” with the following:
 - o High-quality program advising
 - o High-quality career advising
 - o Provided a sequence of courses that reinforced prior learning
 - o Prepared you for the kinds of jobs you hope to get
 - o Made a continuous effort to improve your educational experience
- On a scale of 1-5, 5 being “Very Satisfied” and 1 being “Very Unsatisfied”, COS undergraduates rated their program on average above 4.0 on the following:
 - o High-quality program advising (4.26)
 - o Provided a sequence of courses that reinforced prior learning (4.47)
 - o Prepared you for the kinds of jobs you hope to get (4.05)
 - o Made a continuous effort to improve your educational experience (4.53)
- 96% of graduating students (including 100% of undergraduates) reported having the opportunity to participate in a high-quality culminating experience such as an internship, research with faculty, thesis project, practicum, and more.
- Graduates of COS this term have been accepted into graduate programs at the Georgia Institute of Technology and AUM.
- Snapshot of student comments:
 - o The Psychology Department has been phenomenal!!!! The instructors truly care about their students not only emotionally, but academically as well! I thoroughly enjoyed my time earning my Psychology Master's Degree and learned so much! (Psychology)
 - o As a pre-health major, I have learned a lot of information related to human biology from microbiology to human anatomy and physiology. The courses became more challenging, however, the information all related to material we learned from the previous semesters. Overall, it was both challenging and enjoyable to see how all the information relates. (Biology)
 - o The Psychology Department did such a good job at preparing me for psychological testing! There are many more things that I could say! It's a wonderful department with AWESOME instructors!!!!!!!! (Psychology)
- Student comments on how their program has improved during their journey:
 - o One area in my major that has improved is the laboratory experiments. As I got closer to graduation, the laboratory experiments became more hands on and the teachers let you try to figure things out rather than just telling you how to do something. (Biology)
 - o Jobs and internships for graduates. (Psychology)
 - o Moving towards bettering training in allowing interaction with professional software that would be used in the field. (Psychology)

College of Nursing & Health Sciences

- On a scale of 1-5, 5 being “Very Satisfied” and 1 being “Very Unsatisfied”, College of Nursing & Health Sciences (CNHS) undergraduates rated their program on average above 4.0 on the following:
 - o High-quality program advising (4.12)
 - o High-quality career advising (4.12)
 - o Provided a sequence of courses that reinforced prior learning (4.36)
 - o Prepared you for the kinds of jobs you hope to get (4.44)
 - o Made a continuous effort to improve your educational experience (4.44)
- 100% of graduating students reported having the opportunity to participate in a high-quality culminating experience such as an internship, research with faculty, clinical experience, practicum, and more.
- Graduates from CNHS this term have been accepted into graduate programs at Auburn University, University of Montevallo, and AUM’s new MSN program.
- Snapshot of student comments:
 - o AUM has provided a college experience that is straight forward and all business. The professors were amazing and were ready to help every student at any moment’s notice. (Communication Disorders)
 - o It was a great campus and I did not feel like a number as I did at Auburn. (Nursing)
 - o My experience was the best college experience I could ask for! I got great education and it helped me pursue my dream in becoming a nurse. (Nursing)
- Student comments on how their program has improved during their journey:
 - The program that I was enrolled in has improved in their overall flexibility and communication due to COVID-19. The program was forced to go online so the program improved their flexibility very quickly. (Communication Disorders)
 - The area that I feel my major of study improved on was advising students. (Nursing)
 - The format used to teach some of our classes. It made it much easier to follow and understand. (Communication Disorders)