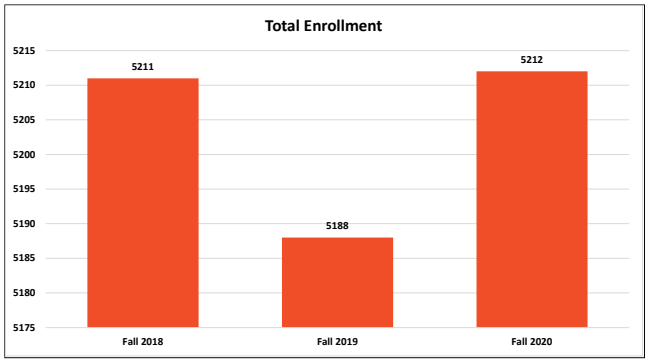
Total Enrollment
5215
5210
5205
5200
5195
5190
5185
5180
5175
5211
5188
5212
Fall 2018
Fall 2019
Fall 2020

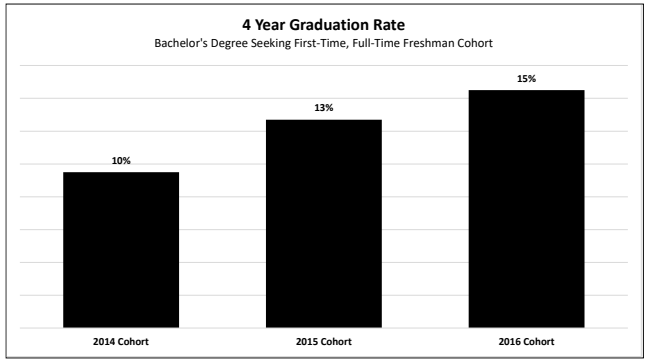
4 Year Graduation Rate
Bachelor's Degree Seeking First-Time, Full-Time Freshman Cohort
10%
13%
15%
2014 Cohort
2015 Cohort
2016 Cohort

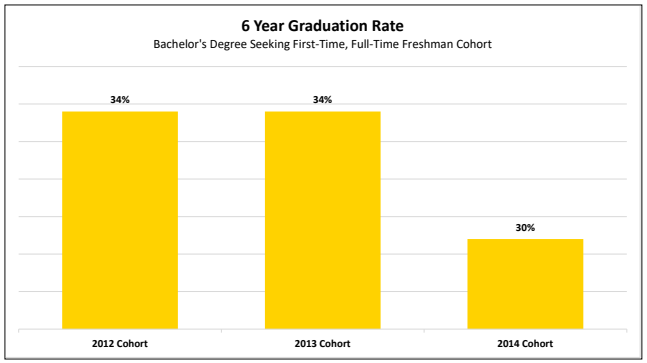
6 Year Graduation Rate
Bachelor's Degree Seeking First-Time, Full-Time Freshman Cohort
34%
34%
30%
2012 Cohort
2013 Cohort
2014 Cohort

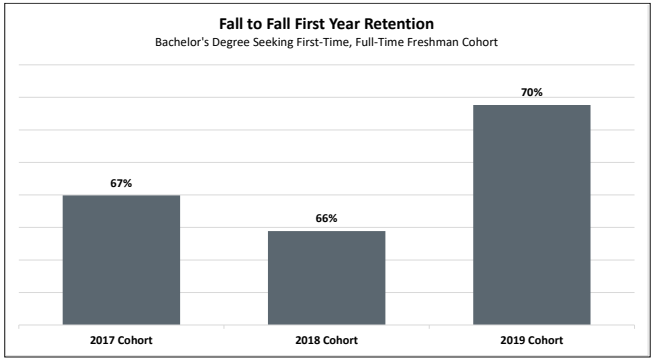
Fall to Fall First Year Retention
Bachelor's Degree Seeking First-Time, Full-Time Freshman Cohort
67%
66%
70%
2017 Cohort
2018 Cohort
2019 Cohort

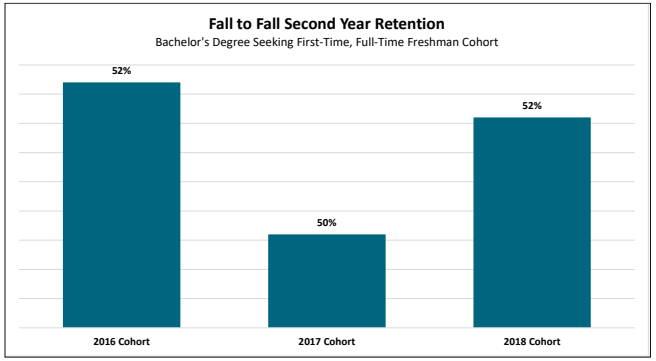
Fall to Fall Second Year Retention
Bachelor's Degree Seeking First-Time, Full-Time Freshman Cohort
52%
50%
52%
2016 Cohort
2017 Cohort
2018 Cohort

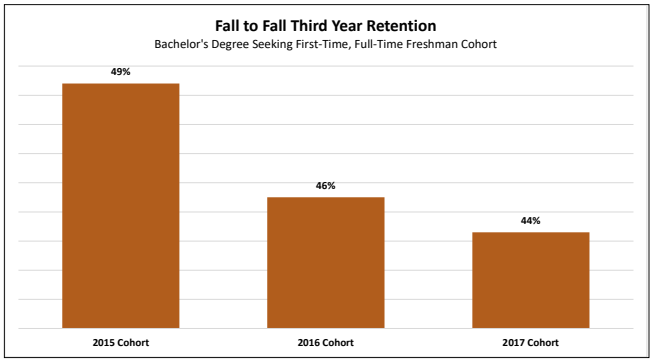
Fall to Fall Third Year Retention
Bachelor's Degree Seeking First-Time, Full-Time Freshman Cohort
49%
46%
44%
2015 Cohort
2016 Cohort
2017 Cohort