



**AUBURN UNIVERSITY
AT MONTGOMERY**

**OFFICE OF
INSTITUTIONAL EFFECTIVENESS**

2020 Graduation Survey

The 2020 Graduation Survey was disseminated on April 23, 2020 to 495 graduating seniors and graduate students. Three reminder emails were distributed until the close date of May 15, resulting in 191 responses for a response rate of 38.6%. Incomplete responses, as long as the student answered the first set of questions, were included in the final analysis because all answers are useful to campus constituents.

Employment Status and Salaries across all colleges

Reported employment status, percent of respondents						
	CLASS	COB	COE	COS	CNHS	AUM
Employed prior to graduation and staying in the same role post-graduation	20.5%	21.2%	41.7%	12.0%	44.0%	27.8%
Employed prior to graduation and staying in a new role post-graduation	17.9%	15.2%	19.4%	20.0%	32.0%	20.3%
Employed prior to graduation but not staying post-graduation	15.4%	6.1%	2.8%	12.0%	8.0%	8.9%
Have accepted a new job to begin after graduation	10.3%	9.1%	8.3%	4.0%	24.0%	10.8%
Have been offered a new job but have not accepted	2.6%	9.1%	2.8%	4.0%	4.0%	4.4%
Currently searching for employment	33.3%	39.4%	19.4%	48.0%	8.0%	29.7%
Will begin searching after graduation	28.2%	12.1%	0.0%	36.0%	8.0%	16.5%
Not searching	5.1%	6.1%	8.3%	8.0%	0.0%	5.7%
N	39	33	36	25	25	158

Note: Percentages will not add up to 100% because respondents were allowed multiple selections for this question. This differs from

Mean salaries and wages reported by those accepting new employment upon graduation, by College

		Liberal Arts & Social Sciences	Business	Education	Sciences	Nursing & Health Sciences	AUM
Salary (\$)	Mean	29,616	52,153	44,167	27,000	-	40,713
	N	6	4	5	1	-	16
Hourly (\$)	Mean	9.75	16.88	2.50	20.49	22.11	17.51
	N	4	2	1	2	9	18

Note: A full program-level breakdown of salaries and wages reported by students, including students who kept their pre-graduation



**2020 Graduation Survey
College of Liberal Arts & Sciences**

Students' satisfaction with their program of study providing the following...

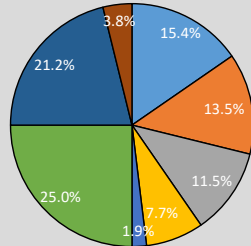
		High-quality program advising	High-quality career advising	Course sequencing that reinforced prior learning	Preparation for preferred job	Continuous effort to improve educational experience
Art	Mean	4.50	4.00	4.00	3.75	4.00
	N	4	4	4	4	4
	Std. Dev	0.577	1.414	1.414	1.258	1.414
Communication	Mean	4.40	3.60	4.80	4.00	4.60
	N	5	5	5	5	5
	Std. Dev	1.342	0.894	0.447	1.732	0.548
Criminal Justice	Mean	5.00	5.00	5.00	5.00	5.00
	N	1	1	1	1	1
	Std. Dev					
Economics	Mean	3.00	4.00	3.50	3.00	3.00
	N	2	1	2	2	2
	Std. Dev	2.828		2.121	1.414	2.828
English	Mean	5.00	5.00	5.00	5.00	5.00
	N	1	1	1	1	1
	Std. Dev					
History	Mean	5.00	4.00	5.00	4.00	5.00
	N	1	1	1	1	1
	Std. Dev					
Interdisciplinary Studies	Mean	4.82	4.64	4.64	4.09	4.09
	N	11	11	11	11	11
	Std. Dev	0.405	0.505	0.505	0.831	1.136
Liberal Arts, MLA	Mean	5.00	4.80	5.00	4.80	4.80
	N	5	5	5	5	5
	Std. Dev	0.000	0.447	0.000	0.447	0.447
Political Science	Mean	4.67	4.33	4.67	4.67	4.67
	N	3	3	3	3	3
	Std. Dev	0.577	0.577	0.577	0.577	0.577
Public Administration	Mean	5.00	3.00	5.00	5.00	3.67
	N	2	2	2	2	3
	Std. Dev	0.000	1.414	0.000	0.000	2.309
Sociology	Mean	4.00	4.00	2.00	4.00	4.00
	N	1	1	1	1	1
	Std. Dev					
Spanish	Mean	4.00	4.00	4.00	4.00	4.00
	N	1	1	1	1	1
	Std. Dev					
College of Liberal Arts & Social	Mean	4.62	4.28	4.54	4.22	4.26
	N	37	36	37	37	38
	Std. Dev					
AUM	Mean	4.38	4.12	4.54	4.33	4.48
	N	191	191	191	191	191
	Std. Dev					

*Scale of 1 (very dissatisfied) to 5 (very satisfied).

Hourly wages and salaries for all responding employed graduates by program

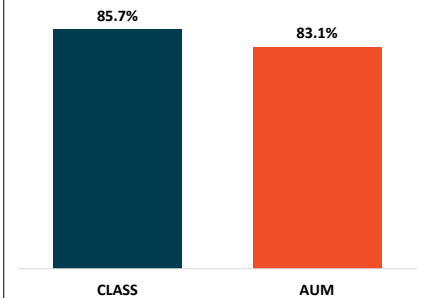
		Hourly	Salary
Art	Mean	7.50	
	N	1	
	Std. Dev		
Communication	Minimum	7.50	
	Maximum	7.50	
	Mean		33081.00
History	N		1
	Std. Dev		
	Minimum		7000.00
Interdisciplinary Studies	Maximum		7000.00
	Mean	10.50	
	N	3	
Liberal Arts MLA	Std. Dev	3.0414	
	Minimum	8.50	
	Maximum	14.00	
Public Administration	Mean		42700.00
	N		4
	Std. Dev		17137.483
Sociology	Minimum		30000.00
	Maximum		68000.00
	Mean		86500.00
Spanish	N		1
	Std. Dev		
	Minimum		86500.00
College of Liberal Arts & Social Sciences	Maximum		86500.00
	Mean		36000.00
	N		1
AUM	Std. Dev		
	Minimum		36000.00
	Maximum		36000.00
College of Liberal Arts & Social Sciences	Mean		10000.00
	N		1
	Std. Dev		
AUM	Minimum		10000.00
	Maximum		10000.00
	Mean	9.750	38153.44
AUM	N	4	9
	Std. Dev	2.9011	25235.577
	Minimum	7.5	7000.00
AUM	Maximum	14.0	86500.00

**Reported employment status,
% of total responses**



- Staying in the same pre-graduation role
- Same pre-graduation employer, new role
- Leaving pre-graduation employer
- Have accepted a new job to begin after graduation
- Have been offered a new job but have not accepted
- Currently searching for employment
- Will begin searching after graduation
- Not searching

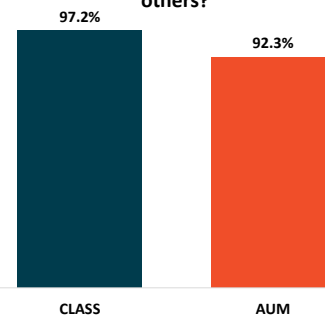
Would you start over at AUM if you had to do it over again?



Represents the % of students who said yes



Would you recommend AUM to others?



Represents the % of students who said yes

**2020 Graduation Survey
College of Business**

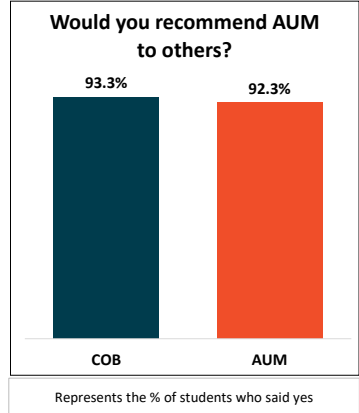
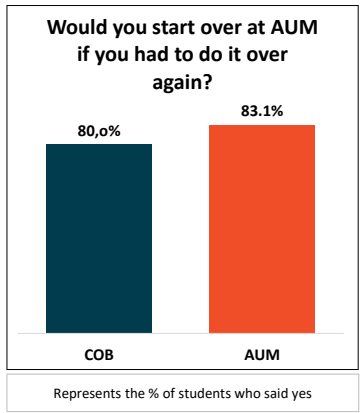
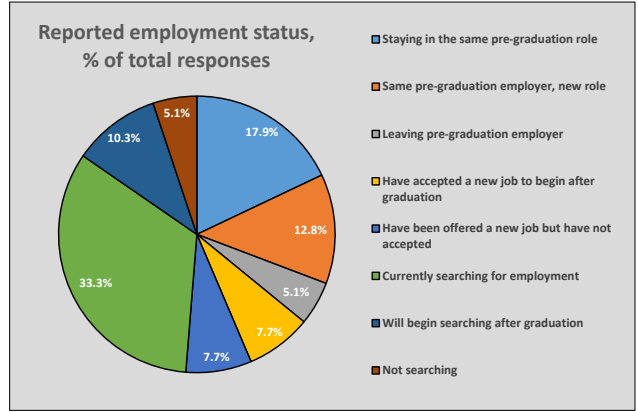
Students' satisfaction with their program of study providing the following...

		High-quality program advising	High-quality career advising	Course sequencing that reinforced prior learning	Preparation for preferred job	Continuous effort to improve educational experience
Accounting	Mean	4.69	4.69	4.77	4.69	4.85
	N	13	13	13	13	13
	Std. Dev	0.855	0.855	0.439	0.855	0.376
Business Administration	Mean	4.50	4.50	4.50	3.50	4.50
	N	2	2	2	2	2
	Std. Dev	0.707	0.707	0.707	2.121	0.707
Finance	Mean	4.50	3.50	5.00	5.00	5.00
	N	2	2	2	2	2
	Std. Dev	0.707	2.121	0.000	0.000	0.000
General Business	Mean	4.00	4.00	4.00	2.00	4.00
	N	1	1	1	1	1
	Std. Dev					
Human Resource Management	Mean	5.00	5.00	5.00	3.50	5.00
	N	2	2	2	2	2
	Std. Dev	0.000	0.000	0.000	2.121	0.000
Information Systems	Mean	3.67	3.67	4.67	4.00	4.33
	N	3	3	3	3	3
	Std. Dev	2.309	2.309	0.577	0.000	0.577
International Business	Mean	4.00	2.00	4.00	4.00	2.00
	N	1	1	1	1	1
	Std. Dev					
Management	Mean	4.00	3.40	4.60	4.20	4.60
	N	5	5	5	5	5
	Std. Dev	1.225	1.342	0.548	1.304	0.548
Management Information Systems	Mean	4.67	3.67	4.33	2.67	3.67
	N	3	3	3	3	3
	Std. Dev	0.577	1.528	0.577	1.155	1.528
Marketing	Mean	5.00	4.50	4.50	4.50	4.50
	N	2	2	2	2	2
	Std. Dev	0.000	0.707	0.707	0.707	0.707
College of Business	Mean	4.47	4.15	4.65	4.15	4.53
	N	34	34	34	34	34
	Std. Dev					
AUM	Mean	4.38	4.12	4.54	4.33	4.48
	N	191	191	191	191	191
	Std. Dev					

*Scale of 1 (very dissatisfied) to 5 (very satisfied).

Hourly wages and salaries for all responding employed graduates by program

		Hourly	Salary
Accounting	Mean	16.88	51872.6667
	N	2	3
	Std. Dev	7.247845	14938.5622
	Minimum	11.75	35618
	Maximum	22.00	65000
Business Administration	Mean		50000
	N		1
	Std. Dev		
	Minimum		50000
	Maximum		50000
Finance	Mean		54000
	N		1
	Std. Dev		
	Minimum		54000
	Maximum		54000
Information Systems	Mean		64805
	N		2
	Std. Dev		21488.9751
	Minimum		49610
	Maximum		80000
Management	Mean	17.00	
	N	1	
	Std. Dev		
	Minimum	17.00	
	Maximum	17.00	
Marketing	Mean		50000
	N		1
	Std. Dev		
	Minimum		50000
	Maximum		50000
College of Business	Mean	16.92	54903.58
	N	3	8
	Std. Dev	5.125508	12987.0239
	Minimum	11.75	35618
	Maximum	22.00	80000

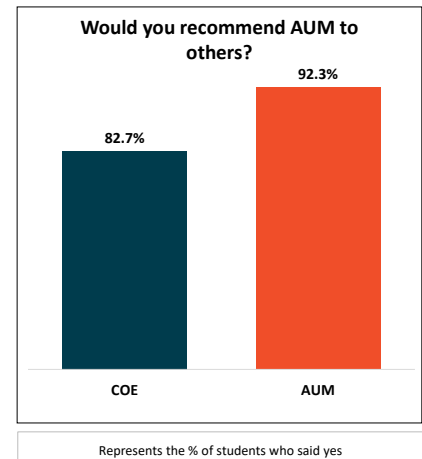
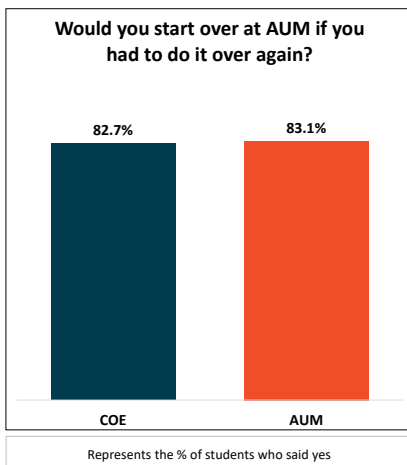
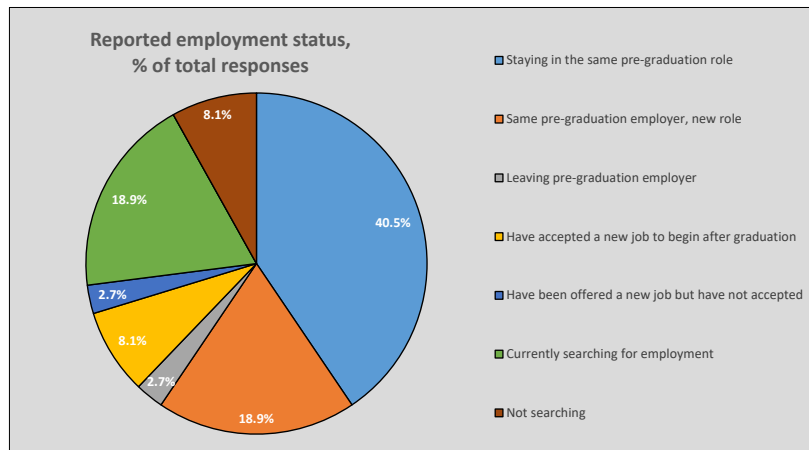


**2020 Graduation Survey
College of Education**

Students' satisfaction with their program of study providing the following...						
		High-quality program advising	High-quality career advising	Course sequencing that reinforced prior learning	Preparation for preferred job	Continuous effort to improve educational experience
Counseling Education	Mean*	5.00	5.00	5.00	5.00	5.00
	N	2	2	2	2	2
Elementary Education	Std. Dev	0.000	0.000	0.000	0.000	0.000
	Mean	4.33	4.33	4.67	4.89	4.67
Instructional Leadership	N	9	9	9	9	9
	Std. Dev	1.000	1.000	1.000	0.333	1.000
Instructional Technology	Mean	4.00	3.75	4.00	4.00	4.00
	N	4	4	4	4	4
Kinesiology	Std. Dev	2.000	1.893	2.000	2.000	2.000
	Mean	5.00	5.00	4.75	5.00	5.00
Secondary Education	N	4	4	4	4	4
	Std. Dev	0.000	0.000	0.500	0.000	0.000
Special Education	Mean	3.22	3.11	4.56	4.22	4.44
	N	9	9	9	9	9
College of Education	Std. Dev	1.716	1.616	0.527	0.972	1.333
	Mean	4.67	4.17	4.33	4.50	4.50
AUM	N	6	6	6	6	6
	Std. Dev	0.516	1.169	1.211	1.225	1.225
Counseling Education	Mean	5.00	5.00	5.00	5.00	5.00
	N	2	2	2	2	2
Elementary Education	Std. Dev	0.000	0.000	0.000	0.000	0.000
	Mean	4.22	4.08	4.56	4.58	4.58
Instructional Leadership	N	36	36	36	36	36
	Std. Dev	4.38	4.12	4.54	4.33	4.48
Instructional Technology	N	191	191	191	191	191
	Std. Dev	1.91	1.91	1.91	1.91	1.91

*Scale of 1 (very dissatisfied) to 5 (very satisfied).

Hourly wages and salaries for all responding, employed graduates by program		
	Hourly	Salary
Elementary Education	Mean	46000.00
	N	3.00
	Std. Dev	6000.00
	Minimum	40000.00
Instructional Leadership	Maximum	52000.00
	Mean	55500.00
	N	2.00
	Std. Dev	13435.03
Instructional Technology	Minimum	46000.00
	Maximum	65000.00
	Mean	50000.00
	N	1.00
Kinesiology	Std. Dev	50000.00
	Minimum	50000.00
	Maximum	50000.00
	Mean	9.12
Secondary Education	N	2
	Std. Dev	42500.00
	Minimum	2.00
	Maximum	3535.53
College of Education	Mean	9.35502
	N	2.50
	Std. Dev	40000.00
	Minimum	15.73
College of Education	Maximum	45000.00
	Mean	46250.00
	N	4.00
	Std. Dev	5909.03
College of Education	Minimum	38000.00
	Maximum	52000.00
	Mean	9.12
	N	2
College of Education	Std. Dev	47416.67
	Minimum	12.00
	Maximum	9.35502
	Mean	7178.99
College of Education	N	2.50
	Std. Dev	38000.00
	Minimum	15.73
	Maximum	65000.00

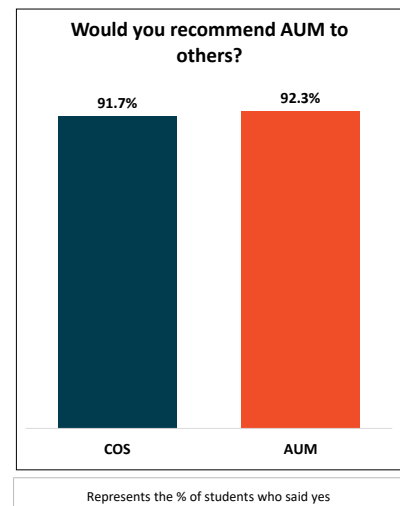
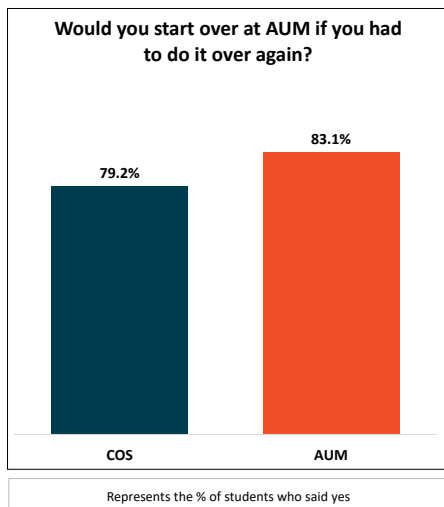
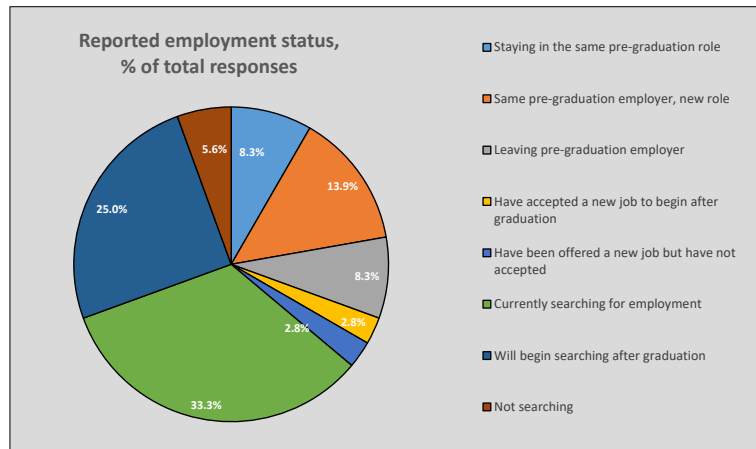


**2020 Graduation Survey
College of Sciences**

Students' satisfaction with their program of study providing the following...						
		High-quality program advising	High-quality career advising	Course sequencing that reinforced prior learning	Preparation for preferred job	Continuous effort to improve educational experience
Biology	Mean*	4.70	4.10	4.90	4.70	4.70
	N	10	10	10	10	10
	Std. Dev	0.483	1.197	0.316	0.483	0.483
Chemistry	Mean	2.00	2.00	5.00	5.00	5.00
	N	1	1	1	1	1
	Std. Dev					
CIS & Cyber Security	Mean	4.67	4.33	4.33	4.33	4.67
	N	3	3	3	3	3
	Std. Dev	0.577	0.577	0.577	0.577	0.577
Environmental Science	Mean	5.00	3.00	3.00	1.50	4.00
	N	2	2	2	2	2
	Std. Dev	0.000	1.414	1.414	0.707	0.000
Mathematics	Mean	5.00	4.00	5.00	5.00	5.00
	N	1	1	1	1	1
	Std. Dev					
Physical Science	Mean	2.00	1.00	4.00	4.00	5.00
	N	1	1	1	1	1
	Std. Dev					
Psychology	Mean	4.00	4.14	4.43	4.00	4.29
	N	7	7	7	7	7
	Std. Dev	1.414	1.464	1.512	1.414	1.113
College of Sciences	Mean	4.32	3.84	4.52	4.20	4.56
	N	25	25	25	25	25
	Std. Dev					
AUM	Mean	4.38	4.12	4.54	4.33	4.48
	N	191	191	191	191	191
	Std. Dev					

*Scale of 1 (very dissatisfied) to 5 (very satisfied).

Hourly wages and salaries for all responding employed graduates by program			
		Hourly	Salary
Biology	Mean	10.97	
	N	1	
	Std. Dev		
	Minimum	10.97	
Mathematics	Maximum	10.97	
	Mean		27000
	N		1
	Std. Dev		
Physical Science	Minimum		27000
	Maximum		27000
	Mean	10.50	
	N	1	
Psychology	Std. Dev		
	Minimum	10.50	
	Maximum	10.50	
	Mean	18.00	
College of Sciences	N	1	
	Std. Dev		
	Minimum	18.00	
	Maximum	18.00	
AUM	Mean	13.16	27000
	N	3	1
	Std. Dev	4.201028	
	Minimum	10.50	27000
	Maximum	18.00	27000



**2020 Graduation Survey
College of Nursing & Health Sciences**

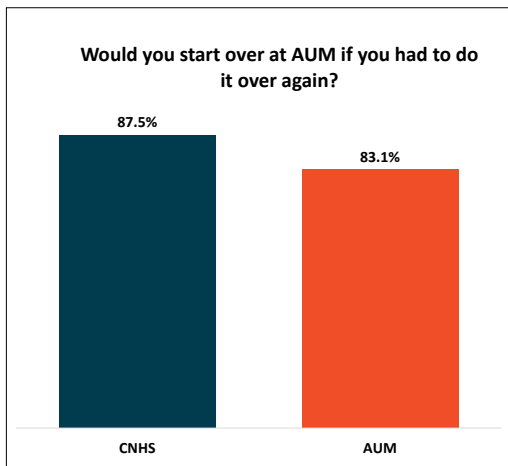
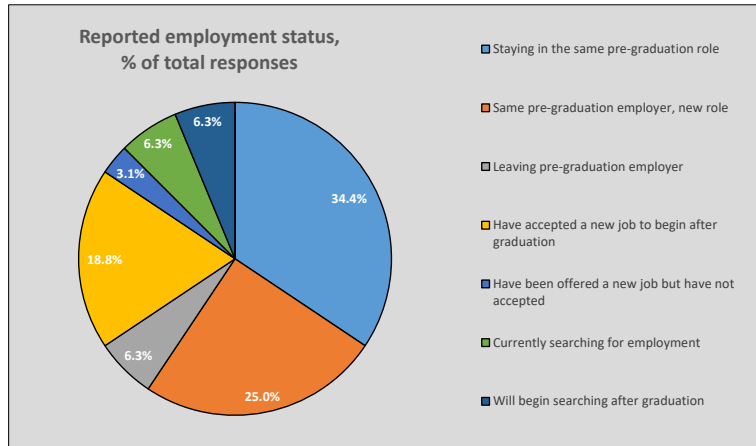
Students' satisfaction with their program of study providing the following...

		High-quality program advising	High-quality career advising	Course sequencing that reinforced prior learning	Preparation for preferred job	Continuous effort to improve educational experience
Communication Disorders	Mean *	4.00	4.29	4.29	4.71	4.57
	N	7	7	7	7	7
	Std. Dev	1.414	1.496	1.113	0.488	0.535
Nursing	Mean	4.17	4.06	4.39	4.33	4.39
	N	18	18	18	18	18
	Std. Dev	1.505	1.474	1.290	1.414	1.420
College of Nursing and Health Sciences	Mean	4.12	4.12	4.36	4.44	4.44
	N	25	25	25	25	25
AUM	Mean	4.38	4.12	4.54	4.33	4.48
	N	191	191	191	191	191

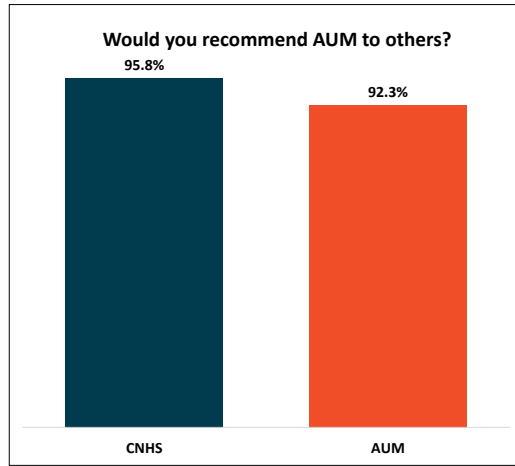
*Scale of 1 (very dissatisfied) to 5 (very satisfied).

Hourly wages and salaries for all responding employed graduates by program

		Hourly	Salary
Communication Disorders	Mean	11.00	
	N	1	
	Std. Dev		
	Minimum Maximum	11.00 11.00	
Nursing	Mean	23.93	95000
	N	13	1
	Std. Dev	5.957805077	
	Minimum Maximum	8.00 31.00	95000 95000
College of Nursing & Health Sciences	Mean	23.01	95000
	N	14	1
	Std. Dev	6.694753604	
	Minimum Maximum	8.00 31.00	95000 95000



Represents the % of students who said yes



Represents the % of students who said yes



Snap Shots



College of Liberal Arts and Social Sciences

- 100% of College of Liberal Arts and Social Sciences (CLASS) Graduate students were “Very Satisfied” with the quality of program advising and their sequence of courses reinforcing prior learning.
- On a scale of 1-5, 5 being “Very Satisfied” and 1 being “Very Unsatisfied”, CLASS Undergraduate students’ average ratings of their program of study on the following areas were all above 4.0.
 - o High-quality program advising (4.50)
 - o High-quality career advising (4.26)
 - o Provided a sequence of courses that reinforced prior learning (4.39)
 - o Prepared you for the kinds of jobs you hope to get (4.03)
 - o Made a continuous effort to improve your educational experience (4.18)
- 96.4% of CLASS graduates reported having the opportunity to participate in a high-quality culminating experience such as an internship, research with faculty, thesis project, practicum, and more.
- Graduates of CLASS this term have been accepted into graduate programs at The University of Alabama, Emory University, and AUM.
- Snapshot of student comments:
 - o AUM has provided me with an exceptional education for an extremely affordable price. I loved having small class sizes where I could interact more with the professors, in which case many of them have become mentors. (History)
 - o I LOVED my experience at AUM. I recommend it to anyone I know. I appreciate the smaller class size and the relationships you can create with professors. All of my professors genuinely cared about their students and wanted us to succeed. I appreciate the challenge the University Honors Program offered because it helped me grow academically and professionally. AUM has a lot to offer with the diverse clubs, social events, internships, Wellness Center, and more. The opportunities I had helped connect me to the job I begin after graduation. I will always be thankful for my experience at AUM! (Communications)
 - o It's a great school that treats the students like family. You never feel unwanted or unwelcome. I'm very grateful for my time here. (Communications)
- Student comments on how their program has improved during their journey:
 - o My professors in the History department shifted from strict lecture-only courses to more seminar style courses that exponentially improved and added value to my learning experience. (History)
 - o Over the course of my career, they continued to emphasize skills we need for the workforce. The majority of assignments were centered around tasks we will do in the future. In addition, I liked how some of my classes implemented actual campaigns we needed to organize for the campus. It required us to work together and utilize our assets to host a successful event. (Communications)
 - o They have introduced new course topics that are very interesting and help build upon the classes that came before it. (Political Science)

College of Business

- 100% of College of Business (COB) graduate students were “Very Satisfied” or “Satisfied” with the quality of program advising and that their sequence of courses reinforced prior learning.
- On a scale of 1-5, 5 being “Very Satisfied” and 1 being “Very Unsatisfied”, COB Undergraduate students’ average ratings of their program of study on the following areas were all above 4.0.
 - o High-quality program advising (4.38)
 - o High-quality career advising (4.04)
 - o Provided a sequence of courses that reinforced prior learning (4.67)
 - o Prepared you for the kinds of jobs you hope to get (4.25)
 - o Made a continuous effort to improve your educational experience (4.58)
- 84.4% of COB graduates reported having the opportunity to participate in a high-quality culminating experience such as an internship, research with faculty, thesis project, practicum, and more.
- Snapshot of student comments:
 - o I love AUM. It was my first choice school. I love the class sizes, the available services offered (tutoring, counseling, etc.), and I love that the professors actually care about your success. (Accounting)
 - o The teachers in the MAcc program were very helpful and sought to see me succeed in my endeavors. They communicated their expectations effectively and I was able to achieve the goal I set out to accomplish. (Master’s of Accounting)
 - o Caring and understanding faculty. Perfect for non-traditional students like me, but with a great mix of traditional students. (Accounting)
 - o The best part about AUM is the relationship between students and professors. I have not had a single "bad" professor in over four years at AUM. I have received one-on-one help with course work, projects, and personal resume guidance. I could not think of a single bad comment to make about AUM. I will remember my time and experiences at AUM for the rest of my life. I can't wait to have the opportunity to walk across the stage with my fellow classmates to finalize this accomplishment. (Finance)
- Student comments on how their program has improved during their journey:
 - o My accounting professors were all great! They consistently responded to all emails and help me better understand complicated topics. I really enjoyed all the career help!! (Accounting)
 - o Working with students has definitely improved. The CENGAGE tactic I personally enjoyed as it saved me a lot of money by not having to purchase books. (Information Systems)
 - o Preparing students to be candidates for CPA licensure. (Accounting)

College of Education

- On a scale of 1-5, 5 being “Very Satisfied” and 1 being “Very Unsatisfied”, students who graduated from the College of Education (COE) rated their program on average above 4.0 on the following:
 - o High-quality program advising (4.22)
 - o High-quality career advising (4.08)
 - o Provided a sequence of courses that reinforced prior learning (4.55)
 - o Prepared you for the kinds of jobs you hope to get (4.58)
 - o Made a continuous effort to improve your educational experience (4.58)
- 97.1% of COE graduates reported having the opportunity to participate in a high-quality culminating experience such as an internship, research with faculty, thesis project, practicum, and more.
- Snapshot of student comments:
 - o The online experience was wonderful! (Elementary Education)
 - o I will forever be grateful for my experience at AUM. My graduate studies to date have better prepared me for the job I intend to apply for. I am also looking forward to continuing my journey with AUM. I am hopefully joining the Instructional Leadership Ed.S program in Summer 2020. (Instructional Leadership)
 - o I have been a student at AUM since I graduated high school in 2008. It is bittersweet to be obtaining my final degree from AUM and to finally be leaving AUM for good. However, I have learned so many valuable lessons from AUM both academically and personally. I will forever cherish all the memories I have had here. I am so glad AUM has been a part of my higher education career. The many things I learned here have set a wonderful foundation for me career-wise. (Counseling Education)
 - o The entire program has helped me grow in my career field. Every course challenged me to become a better Technology Director. I could see the growth in the work I submitted as I progressed during the program. (Instructional Technology)
 - o The education professors know what they are teaching, and it was a huge privilege to learn from them. It wasn't just a job to them, they cared so much about us and our future students. (Elementary Education)
 - o The program has given me confidence to be a successful teacher. (Elementary Education)

College of Sciences

- 100% of College of Sciences (COS) graduate students were “Satisfied” or “Very Satisfied” with the following:
 - o High-quality program advising
 - o High-quality career advising
 - o Provided a sequence of courses that reinforced prior learning
 - o Prepared you for the kinds of jobs you hope to get
 - o Made a continuous effort to improve your educational experience
- On a scale of 1-5, 5 being “Very Satisfied” and 1 being “Very Unsatisfied”, COS undergraduates rated their program on average above 4.0 on the following:
 - o High-quality program advising (4.26)
 - o Provided a sequence of courses that reinforced prior learning (4.47)
 - o Prepared you for the kinds of jobs you hope to get (4.05)
 - o Made a continuous effort to improve your educational experience (4.53)
- 96% of graduating students (including 100% of undergraduates) reported having the opportunity to participate in a high-quality culminating experience such as an internship, research with faculty, thesis project, practicum, and more.
- Graduates of COS this term have been accepted into graduate programs at the Georgia Institute of Technology and AUM.
- Snapshot of student comments:
 - o The Psychology Department has been phenomenal!!!! The instructors truly care about their students not only emotionally, but academically as well! I thoroughly enjoyed my time earning my Psychology Master's Degree and learned so much! (Psychology)
 - o As a pre-health major, I have learned a lot of information related to human biology from microbiology to human anatomy and physiology. The courses became more challenging, however, the information all related to material we learned from the previous semesters. Overall, it was both challenging and enjoyable to see how all the information relates. (Biology)
 - o The Psychology Department did such a good job at preparing me for psychological testing! There are many more things that I could say! It's a wonderful department with AWESOME instructors!!!!!!! (Psychology)
- Student comments on how their program has improved during their journey:
 - o One area in my major that has improved is the laboratory experiments. As I got closer to graduation, the laboratory experiments became more hands on and the teachers let you try to figure things out rather than just telling you how to do something. (Biology)
 - o Jobs and internships for graduates. (Psychology)
 - o Moving towards bettering training in allowing interaction with professional software that would be used in the field. (Psychology)

College of Nursing & Health Sciences

- On a scale of 1-5, 5 being “Very Satisfied” and 1 being “Very Unsatisfied”, College of Nursing & Health Sciences (CNHS) undergraduates rated their program on average above 4.0 on the following:
 - o High-quality program advising (4.12)
 - o High-quality career advising (4.12)
 - o Provided a sequence of courses that reinforced prior learning (4.36)
 - o Prepared you for the kinds of jobs you hope to get (4.44)
 - o Made a continuous effort to improve your educational experience (4.44)
- 100% of graduating students reported having the opportunity to participate in a high-quality culminating experience such as an internship, research with faculty, clinical experience, practicum, and more.
- Graduates from CNHS this term have been accepted into graduate programs at Auburn University, University of Montevallo, and AUM’s new MSN program.
- Snapshot of student comments:
 - o AUM has provided a college experience that is straight forward and all business. The professors were amazing and were ready to help every student at any moment’s notice. (Communication Disorders)
 - o It was a great campus and I did not feel like a number as I did at Auburn. (Nursing)
 - o My experience was the best college experience I could ask for! I got great education and it helped me pursue my dream in becoming a nurse. (Nursing)
- Student comments on how their program has improved during their journey:
 - The program that I was enrolled in has improved in their overall flexibility and communication due to COVID-19. The program was forced to go online so the program improved their flexibility very quickly. (Communication Disorders)
 - The area that I feel my major of study improved on was advising students. (Nursing)
 - The format used to teach some of our classes. It made it much easier to follow and understand. (Communication Disorders)