



AUBURN

MONTGOMERY®

Auburn University at Montgomery

2017-2018 Common Data Set

March 27, 2018



AUBURN
MONTGOMERY

OFFICE OF
INSTITUTIONAL
EFFECTIVENESS





2017-2018 Common Data Set

A. General Information

A0 Respondent Information (Not for Publication)		
A0	Name:	John Glasscock
A0	Title:	Research Analyst
A0	Office:	Office of Institutional Effectiveness
A0	Mailing Address:	P. O. Box 244024
A0	City/State/Zip/Country:	Montgomery, AL 36124
A0	Phone:	334-244-3919
A0	Fax:	334-394-5222
A0	E-mail Address:	iglassc3@aum.edu
		Yes No
A0	Are your responses to the CDS posted for reference on your institution's Web site?	X
A0	If yes, please provide the URL of the corresponding Web page: www.aum.edu/institutional-effectiveness/institutional-research/aum-data	
A0A	We invite you to indicate if there are items on the CDS for which you cannot use the requested analytic convention, cannot provide data for the cohort requested, whose methodology is unclear, or about which you have questions or comments in general. This information will not be published but will help the publishers further refine CDS items.	
A1 Address Information		
A1	Name of College/University:	Auburn University at Montgomery
A1	Mailing Address:	P.O. Box 244023
A1	City/State/Zip/Country:	Montgomery, AL 36124
A1	Street Address (if different):	
A1	City/State/Zip/Country:	
A1	Main Phone Number:	334-244-3000
A1	WWW Home Page Address:	www.aum.edu
A1	Admissions Phone Number:	334-244-3615
A1	Admissions Toll-Free Phone Number:	1-800-227-2646
A1	Admissions Office Mailing Address:	P.O. Box 244023
A1	City/State/Zip/Country:	Montgomery, AL 36124
A1	Admissions Fax Number:	334-244-3795
A1	Admissions E-mail Address:	admissions@aum.edu
A1	If there is a separate URL for your school's online application, please specify:	
A1	If you have a mailing address other than the above to which applications should be sent, please provide:	
A2 Source of institutional control (Check only one):		
A2	Public	X
A2	Private (nonprofit)	
A2	Proprietary	
A3 Classify your undergraduate institution:		
A3	Coeducational college	X
A3	Men's college	
A3	Women's college	
A4 Academic year calendar:		
A4	Semester	X
A4	Quarter	
A4	Trimester	
A4	4-1-4	
A4	Continuous	
A4	Differs by program (describe):	
A4	Other (describe):	

A5	Degrees offered by your institution:	
A5	Certificate	X
A5	Diploma	
A5	Associate	
A5	Transfer Associate	
A5	Terminal Associate	
A5	Bachelor's	X
A5	Postbachelor's certificate	X
A5	Master's	X
A5	Post-master's certificate	X
A5	Doctoral degree research/scholarship	X
A5	Doctoral degree -- professional practice	
A5	Doctoral degree -- other	



AUBURN
MONTGOMERY®

2017-2018 Common Data Set

B. ENROLLMENT AND PERSISTENCE

B1 Institutional Enrollment - Men and Women Provide numbers of students for each of the following categories as of the institution's official fall reporting date or as of October 15, 2017. Note: Report students formerly designated as "first professional" in the graduate cells.					
B1		FULL-TIME		PART-TIME	
		Men	Women	Men	Women
B1	Undergraduates				
B1	Degree-seeking, first-time freshmen	247	380	11	14
B1	Other first-year, degree-seeking	150	220	19	96
B1	All other degree-seeking	770	1,469	317	541
B1	<i>Total degree-seeking</i>	1,167	2,069	347	651
B1	All other undergraduates enrolled in credit courses	2	1	20	56
B1	<i>Total undergraduates</i>	1,169	2,070	367	707
B1	Graduate				
B1	Degree-seeking, first-time	46	60	27	74
B1	All other degree-seeking	38	66	81	185
B1	All other graduates enrolled in credit courses	0	1	0	3
B1	<i>Total graduate</i>	84	127	108	262
B1	Total all undergraduates				4,313
B1	Total all graduate				581
B1	GRAND TOTAL ALL STUDENTS				4,894
B2 Enrollment by Racial/Ethnic Category. Provide numbers of undergraduate students for each of the following categories as of the institution's official fall reporting date or as of October 15, 2017. Include international students only in the category "Nonresident aliens." Complete the "Total Undergraduates" column only if you cannot provide data for the first two columns. Report as your institution reports to IPEDS: persons who are Hispanic should be reported only on the Hispanic line, not under any race, and persons who are non-Hispanic multi-racial should be reported only under "Two or more races."					
B2		Degree-Seeking First-Time First Year	Degree-Seeking Undergraduates (include first-time first-year)	Total Undergraduates (both degree- and non-degree-seeking)	
B2	Nonresident aliens	30	152	154	
B2	Hispanic/Latino	11	57	57	
B2	Black or African American, non-Hispanic	251	1,626	1,646	
B2	White, non-Hispanic	309	2,103	2,153	
B2	American Indian or Alaska Native, non-Hispanic	2	20	20	
B2	Asian, non-Hispanic	16	110	113	
B2	Native Hawaiian or other Pacific Islander, non-Hispanic	1	3	3	
B2	Two or more races, non-Hispanic	29	145	145	
B2	Race and/or ethnicity unknown	3	18	22	
B2	TOTAL	652	4,234	4,313	
Persistence					
B3	Number of degrees awarded from July 1, 2016 to June 30, 2017				
B3	Certificate/diploma			1	
B3	Associate degrees			0	
B3	Bachelor's degrees			653	
B3	Postbachelor's certificates			1	
B3	Master's degrees			232	
B3	Post-Master's certificates			0	
B3	Doctoral degrees – research/scholarship			0	
B3	Doctoral degrees – professional practice			0	
B3	Doctoral degrees – other			0	

Graduation Rates

The items in this section correspond to data elements collected by the IPEDS Web-based Data Collection System's Graduation Rate Survey (GRS). For complete instructions and definitions of data elements, see the IPEDS GRS Forms and Instructions for the 2017-18 Survey

For Bachelor's or Equivalent Institutions

In the following section for bachelor's or equivalent programs, please disaggregate the Fall 2010 and Fall 2011 cohorts (formerly CDS B4-B11) into four groups:

- Students who received a Federal Pell Grant*
- Recipients of a subsidized Stafford Loan who did not receive a Pell Grant
- Students who did not receive either a Pell Grant or a subsidized Stafford Loan
- Total (all students, regardless of Pell Grant or subsidized loan status)


*Students who received both a Federal Pell Grant and a subsidized Stafford Loan should be reported in the "Recipients of a Federal Pell Grant" column.

For each graduation rate grid below, the numbers in the first three columns for Questions A-G should sum to the cohort total in the fourth column (formerly CDS B4-B11).

Fall 2011 Cohort

		Recipients of a Federal Pell Grant	Recipients of a Subsidized Stafford Loan who did not receive a Pell Grant	Students who did not receive either a Pell Grant or a subsidized Stafford Loan	Total (sum of 3 columns to the left)
Formerly B4	A- Initial 2011 cohort of first-time, full-time bachelor's (or equivalent) degree seeking undergraduate-students	312	62	185	559
Formerly B5	B- Of the initial 2011 cohort, how many did not persist and did not graduate for the following reasons: deceased, permanently disabled, armed forces, foreign aid service of the federal government, or official church missions; total allowable exclusions	0	1	1	2
Formerly B6	C- Final 2011 cohort, after adjusting for allowable exclusions	312	61	184	557
Formerly B7	D - Of the initial 2011 cohort, how many completed the program in four years or less (by Aug. 31, 2015)	15	5	29	49
Formerly B8	E - Of the initial 2011 cohort, how many completed the program in more than four years but in five years or less (after Aug. 31, 2015 and by Aug. 31, 2016)	40	6	26	72
Formerly B9	F - Of the initial 2011 cohort, how many completed the program in more than five years but in six years or less (after Aug. 31, 2016 and by Aug. 31, 2017)	25	1	7	33
Formerly B10	G - Total graduating within six years (sum of lines D, E, and F)	80	12	62	154
Formerly B11	H - Six-year graduation rate for 2011 cohort (G divided by C)	25.6%	19.7%	33.7%	27.6%

Fall 2010 Cohort					
		Recipients of a Federal Pell Grant	Recipients of a Subsidized Stafford Loan who did not receive a Pell Grant	Students who did not receive either a Pell Grant or a subsidized Stafford Loan	Total (sum of 3 columns to the left)
Formerly B4	A- Initial 2010 cohort of first-time, full-time bachelor's (or equivalent) degree seeking undergraduate-students	388	84	210	682
Formerly B5	B- Of the initial 2010 cohort, how many did not persist and did not graduate for the following reasons: deceased, permanently disabled, armed forces, foreign aid service of the federal government, or official church missions; total allowable exclusions	1	0	1	2
Formerly B6	C- Final 2010 cohort, after adjusting for allowable exclusions	387	84	209	680
Formerly B7	D - Of the initial 2010 cohort, how many completed the program in four years or less (by Aug. 31, 2014)	10	10	29	49
Formerly B8	E - Of the initial 2010 cohort, how many completed the program in more than four years but in five years or less (after Aug. 31, 2014 and by Aug. 31, 2015)	24	10	31	65
Formerly B9	F - Of the initial 2010 cohort, how many completed the program in more than five years but in six years or less (after Aug. 31, 2015 and by Aug. 31, 2016)	20	5	15	40
Formerly B10	G - Total graduating within six years (sum of lines D, E, and F)	54	25	75	154
Formerly B11	H - Six-year graduation rate for 2010 cohort (G divided by C)	14.0%	29.8%	35.9%	22.6%
For Two-Year Institutions (Not Applicable. AUM is a Four-Year Institution. Two-Year worksheets removed.)					
Retention Rates					
Report for the cohort of all full-time, first-time bachelor's (or equivalent) degree-seeking undergraduate students who entered in Fall 2016 (or the preceding summer term). The initial cohort may be adjusted for students who departed for the following reasons: death, permanent disability, service in the armed forces, foreign aid service of the federal government or official church missions. No other adjustments to the initial cohort should be made.					
B22	For the cohort of all full-time bachelor's (or equivalent) degree-seeking undergraduate students who entered your institution as freshmen in Fall 2016 (or the preceding summer term), what percentage was enrolled at your institution as of the date your institution calculates its official enrollment in Fall 2017?				68.30%

 AUBURN MONTGOMERY®		2017-2018 Common Data Set	
C. FIRST-TIME, FIRST-YEAR (FRESHMAN) ADMISSION			
Applications			
C1	First-time, first-year, (freshmen) students: Provide the number of degree-seeking, first-time, first-year students who applied, were admitted, and enrolled (full- or part-time) in Fall 2017. Include early decision, early action, and students who began studies during summer in this cohort. Applicants should include only those students who fulfilled the requirements for consideration for admission (i.e., who completed actionable applications) and who have been notified of one of the following actions: admission, nonadmission, placement on waiting list, or application withdrawn (by applicant or institution). Admitted applicants should include wait-listed students who were subsequently offered admission.		
C1	Total first-time, first-year (freshman) men who applied		823
C1	Total first-time, first-year (freshman) women who applied		1,631
C1	Total first-time, first-year (freshman) men who were admitted		697
C1	Total first-time, first-year (freshman) women who were admitted		1,325
C1	Total full-time, first-time, first-year (freshman) men who enrolled		247
C1	Total part-time, first-time, first-year (freshman) men who enrolled		11
C1	Total full-time, first-time, first-year (freshman) women who enrolled		380
C1	Total part-time, first-time, first-year (freshman) women who enrolled		14
C2	Freshman wait-listed students (students who met admission requirements but whose final admission was contingent on space availability)		
		Yes	No
C2	Do you have a policy of placing students on a waiting list?		X
C2	If yes, please answer the questions below for Fall 2017 admissions:		
C2	Number of qualified applicants offered a place on waiting list		
C2	Number accepting a place on the waiting list		
C2	Number of wait-listed students admitted		
		Yes	No
C2	Is your waiting list ranked?		X
C2	If yes, do you release that information to students?		
C2	Do you release that information to school counselors?		
Admission Requirements			
C3	High school completion requirement		
C3	High school diploma is required and GED is accepted		X
C3	High school diploma is required and GED is not accepted		N/A
C3	High school diploma or equivalent is not required		N/A
C4	Does your institution require or recommend a general college-preparatory program for degree-seeking students?		
C4	Require		N/A
C4	Recommend		X
C4	Neither require nor recommend		N/A
C5	Distribution of high school units required and/or recommended. Specify the distribution of academic high school course units required and/or recommended of all or most degree-seeking students using Carnegie units (one unit equals one year of study or its equivalent). If you use a different system for calculating units, please convert.		
C5		Units Required	Units Recommended
C5	Total academic units		4
C5	English		3
C5	Mathematics		3
C5	Science		2
C5	Of these, units that must be lab		2
C5	Foreign language		2
C5	Social studies		2
C5	History		2
C5	Academic electives		2
C5	Computer Science		
C5	Visual/Performing Arts		
C5	Other (specify)		

Basis for Selection						
C6	Do you have an open admission policy, under which virtually all secondary school graduates or students with GED equivalency diplomas are admitted without regard to academic record, test scores, or other qualifications? If so, check which applies:					
C6	Open admission policy as described above for all students	N/A				
C6	Open admission policy as described above for most students, but--					
C6	selective admission for out-of-state students	N/A				
C6	selective admission to some programs	N/A				
C6	other (explain):	N/A				
Relative importance of each of the following academic and nonacademic factors in first-time, first-year, degree-seeking (freshman) admission decisions.						
C7		Very Important	Important	Considered	Not Considered	
C7	Academic					
C7	Rigor of secondary school record	X				
C7	Class rank				X	
C7	Academic GPA	X				
C7	Standardized test scores	X				
C7	Application Essay				X	
C7	Recommendation(s)				X	
C7	Nonacademic					
C7	Interview				X	
C7	Extracurricular activities				X	
C7	Talent/ability				X	
C7	Character/personal qualities				X	
C7	First generation				X	
C7	Alumni/ae relation				X	
C7	Geographical residence				X	
C7	State residency				X	
C7	Religious affiliation/commitment				X	
C7	Racial/ethnic status				X	
C7	Volunteer work				X	
C7	Work experience				X	
C7	Level of applicant's interest				X	
SAT and ACT Policies						
C8	Entrance exams			Yes	No	
C8A	Does your institution make use of SAT, ACT, or SAT Subject Test scores in admission decisions for first-time, first-year, degree-seeking applicants?			X		
C8A	If yes, place check marks in the appropriate boxes below to reflect your institution's policies for use in admission for Fall 2019.					
C8A	ADMISSION					
C8A		Require	Recommend	Require for Some	Consider if Submitted	Not Used
C8A	SAT or ACT	X				
C8A	ACT only					
C8A	SAT only					
C8A	SAT and SAT Subject Tests or ACT					
C8A	SAT Subject Tests only					
C8B	If your institution will make use of the ACT in admission decisions for first-time, first-year, degree-seeking applicants for Fall 2019, please indicate which ONE of the following applies (regardless of whether the writing score will be used in the admissions process):					
C8B	ACT with writing required					
C8B	ACT with writing recommended					
C8B	ACT with or without writing accepted					X
C8B	If your institution will make use of the SAT in admission decisions for first-time, first-year, degree-seeking applicants for Fall 2019 please indicate which ONE of the following applies (regardless of whether the Essay score will be used in the admissions process):					
C8B	SAT with Essay component required					
C8B	SAT with Essay component recommended					
C8B	SAT with or without Essay component accepted					X

C8C	Please indicate how your institution will use the SAT or ACT writing component; check all that apply:		
C8C		SAT essay	ACT essay
C8C	For admission		
C8C	For placement		
C8C	For advising		
C8C	In place of an application essay		
C8C	As a validity check on the application essay		
C8C	No college policy as of now		
C8C	Not using essay component	X	X
C8D		Yes	No
C8D	In addition, does your institution use applicants' test scores for academic advising?	X	
C8E	Latest date by which SAT or ACT scores must be received for fall-term admission		August 1, 2017
C8E	Latest date by which SAT Subject Test scores must be received for fall-term admission		
C8F	If necessary, use this space to clarify your test policies (e.g., if tests are recommended for some students, or if tests are not required of some students):		
C8G	Please indicate which tests your institution uses for placement (e.g., state tests):		
C8G	SAT		X
C8G	ACT		X
C8G	SAT Subject Tests		
C8G	AP		
C8G	CLEP		
C8G	Institutional Exam		
C8G	State Exam (specify):		
Freshman Profile			
Provide information for ALL enrolled, degree-seeking, full-time and part-time, first-time, first-year (freshman) students enrolled in Fall 2017, including students who began studies during summer, international students/nonresident aliens, and students admitted under special arrangements.			
C9	Percent and number of first-time, first-year (freshman) students enrolled in Fall 2017 who submitted national standardized (SAT/ACT) test scores. Include information for ALL enrolled, degree-seeking, first-time, first-year (freshman) students who submitted test scores. Do not include partial test scores (e.g., mathematics scores but not critical reading for a category of students) or combine other standardized test results (such as TOEFL) in this item. Do not convert SAT scores to ACT scores and vice versa. Do convert Old SAT scores to New SAT scores using the College Board's concordance tools and tables (sat.org/concordance).		
C9	Percent submitting SAT scores	4.0%	Number submitting SAT scores
C9	Percent submitting ACT scores	86.3%	Number submitting ACT scores
C9			
C9		25th Percentile	75th Percentile
C9	SAT Evidence-Based Reading and Writing	485	573
C9	SAT Math	485	553
	SAT Essay	N/A	N/A
C9	ACT Composite	19	24
C9	ACT Math	17	22
C9	ACT English	19	24
C9	ACT Writing	N/A	N/A
C9	Percent of first-time, first-year (freshman) students with scores in each range:		
C9		SAT Evidence-Based Reading and Writing	SAT Math
C9	700-800	0.00%	3.85%
C9	600-699	7.69%	3.85%
C9	500-599	57.69%	65.38%
C9	400-499	30.77%	26.92%
C9	300-399	3.85%	0.00%
C9	200-299	0.00%	0.00%
C9	Totals should = 100%	100.00%	100.00%

C9		ACT Composite	ACT English	ACT Math
C9	30-36	1.42%	6.22%	1.60%
C9	24-29	24.69%	21.49%	18.65%
C9	18-23	73.89%	57.19%	40.32%
C9	12-17	0.00%	15.10%	39.43%
C9	6-11	0.00%	0.00%	0.00%
C9	Below 6	0.00%	0.00%	0.00%
	Totals should = 100%	100.00%	100.00%	100.00%
C10	Percent of all degree-seeking, first-time, first-year (freshman) students who had high school class rank within each of the following ranges (report information for those students from whom you collected high school rank information).			
C10	Percent in top tenth of high school graduating class		16%	Top half + bottom half = 100%
C10	Percent in top quarter of high school graduating class		43%	
C10	Percent in top half of high school graduating class		75%	
C10	Percent in bottom half of high school graduating class		25%	
C10	Percent in bottom quarter of high school graduating class		7%	
C10	Percent of total first-time, first-year (freshmen) students who submitted high school class rank:			68%
C11	Percentage of all enrolled, degree-seeking, first-time, first-year (freshman) students who had high school grade-point averages within each of the following ranges (using 4.0 scale). Report information only for those students from whom you collected high school GPA.			
C11	Percent who had GPA of 3.75 and higher			23.80%
C11	Percent who had GPA between 3.50 and 3.74			16.77%
C11	Percent who had GPA between 3.25 and 3.49			19.01%
C11	Percent who had GPA between 3.00 and 3.24			15.97%
C11	Percent who had GPA between 2.50 and 2.99			19.33%
C11	Percent who had GPA between 2.0 and 2.49			5.12%
C11	Percent who had GPA between 1.0 and 1.99			0.00%
C11	Percent who had GPA below 1.0			0.00%
	Totals should = 100%			100.00%
C12	Average high school GPA of all degree-seeking, first-time, first-year (freshman) students who submitted GPA:			
C12				3.33
C12	Percent of total first-time, first-year (freshman) students who submitted high school GPA:			
C12				96.00%
Admission Policies				
C13	Application Fee			
C13		Yes	No	
C13	Does your institution have an application fee?		X	
C13	Amount of application fee:		N/A	
C13		Yes	No	
C13	Can it be waived for applicants with financial need?			
C13	If you have an application fee and an on-line application option, please indicate policy for students who apply on-line:			
C13	Same fee:		N/A	
C13	Free:		X	
C13	Reduced:		N/A	
C13		Yes	No	
C13	Can on-line application fee be waived for applicants with financial need?			
C14	Application closing date			
C14		Yes	No	
C14	Does your institution have an application closing date?		X	
C14	Application closing date (fall):		1-Aug	
C14	Priority date:			
C15		Yes	No	
C15	Are first-time, first-year students accepted for terms other than the fall?		X	
C16	Notification to applicants of admission decision sent (fill in one only)			
C16	On a rolling basis beginning (date):		N/A	
C16	By (date):		N/A	
C16	Other:		N/A	

C17	Reply policy for admitted applicants (fill in one only)		
C17	Must reply by (date):		
C17	No set date:		X
C17	Must reply by May 1 or within _____ weeks if notified thereafter		
C17	Other:		
C17	Deadline for housing deposit (MM/DD):		N/A
C17	Amount of housing deposit:		\$100.00
C17	Refundable if student does not enroll?		
C17	Yes, in full		
C17	Yes, in part		
C17	No		X
C18	Deferred admission		
C18		Yes	No
C18	Does your institution allow students to postpone enrollment after admission?		X
C18	If yes, maximum period of postponement:		N/A
C19	Early admission of high school students		
C19		Yes	No
C19	Does your institution allow high school students to enroll as full-time, first-time, first-year (freshman) students one year or more before high school graduation?	X	
C20	Common Application	Question removed from CDS.	(Initiated during 2006-2007 cycle)
Early Decision and Early Action Plans			
C21	Early Decision		
C21		Yes	No
C21	Does your institution offer an early decision plan (an admission plan that permits students to apply and be notified of an admission decision well in advance of the regular notification date and that asks students to commit to attending if accepted) for first-time, first-year (freshman) applicants for fall enrollment?		X
C21	If "yes," please complete the following:		
C21	First or only early decision plan closing date		N/A
C21	First or only early decision plan notification date		N/A
C21	Other early decision plan closing date		N/A
C21	Other early decision plan notification date		N/A
C21	For the Fall 2017 entering class:		
C21	Number of early decision applications received by your institution		N/A
C21	Number of applicants admitted under early decision plan		N/A
C21	Please provide significant details about your early decision plan:		
C22	Early action		
C22		Yes	No
C22	Do you have a nonbinding early action plan whereby students are notified of an admission decision well in advance of the regular notification date but do not have to commit to attending your college?		X
C22	If "yes," please complete the following:		
C22	Early action closing date		N/A
C22	Early action notification date		N/A
C22		Yes	No
C22	Is your early action plan a "restrictive" plan under which you limit students from applying to other early plans?		X



AUBURN
MONTGOMERY®

2017-2018 Common Data Set

D. TRANSFER ADMISSION

Fall Applicants

D1		Yes	No			
D1	Does your institution enroll transfer students? (If no, please skip to Section E)	X				
D1	If yes, may transfer students earn advanced standing credit by transferring credits earned from course work completed at other colleges/universities?	X				
D2	Provide the number of students who applied, were admitted, and enrolled as degree-seeking transfer students in Fall 2017.					
D2		Applicants	Admitted Applicants	Enrolled Applicants		
D2	Men	304	268	169		
D2	Women	650	597	316		
D2	Total	954	865	485		
D3	Application for Admission					
D3	Indicate terms for which transfers may enroll:					
D3	Fall			X		
D3	Winter					
D3	Spring			X		
D3	Summer			X		
D4		Yes	No			
D4	Must a transfer applicant have a minimum number of credits completed or else must apply as an entering freshman?	X				
D4	If yes, what is the minimum number of credits and the unit of measure?		24			
D5	Indicate all items required of transfer students to apply for admission:					
D5		Required of All	Recommended of All	Recommended of Some	Required of Some	Not Required
D5	High school transcript			X		
D5	College transcript(s)	X				
D5	Essay or personal statement					X
D5	Interview					X
D5	Standardized test scores				X	
D5	Statement of good standing from prior institution(s)					X
D6	If a minimum high school grade point average is required of transfer applicants, specify (on a 4.0 scale):					N/A
D7	If a minimum college grade point average is required of transfer applicants, specify (on a 4.0 scale):					2.0
D8	List any other application requirements specific to transfer applicants:					
D9	List application priority, closing, notification, and candidate reply dates for transfer students. If applications are reviewed on a continuous or rolling basis, place a check mark in the "Rolling admission" column.					
D9		Priority Date	Closing Date	Notification Date	Reply Date	Rolling Admission
D9	Fall					X
D9	Winter					
D9	Spring					X
D9	Summer					X
D10		Yes	No			
D10	Does an open admission policy, if reported, apply to transfer students?					
D11	Describe additional requirements for transfer admission, if applicable:					

Transfer Credit Policies		
D12	Report the lowest grade earned for any course that may be transferred for credit:	
D13		Number
D13	Maximum number of credits or courses that may be transferred from a two-year institution:	64
		Unit Type
D13		semester
D14		Number
D14	Maximum number of credits or courses that may be transferred from a four-year institution:	
D14		Unit Type
D15	Minimum number of credits that transfers must complete at your institution to earn an associate degree:	N/A
D16	Minimum number of credits that transfers must complete at your institution to earn a bachelor's degree:	30.00
D17	Describe other transfer credit policies:	



2017-2018 Common Data Set

E. ACADEMIC OFFERINGS AND POLICIES

E1	Special study options: Identify those programs available at your institution. Refer to the glossary for definitions.	
E1	Accelerated program	X
E1	Cooperative education program	
E1	Cross-registration	X
E1	Distance learning	X
E1	Double major	X
E1	Dual enrollment	X
E1	English as a Second Language (ESL)	X
E1	Exchange student program (domestic)	
E1	External degree program	
E1	Honors Program	X
E1	Independent study	X
E1	Internships	X
E1	Liberal arts/career combination	X
E1	Student-designed major	
E1	Study abroad	X
E1	Teacher certification program	X
E1	Weekend college	
E1	Other (specify):	
E2 This question has been removed from the Common Data Set.		
E3 Areas in which all or most students are required to complete some course work prior to graduation:		
E3	Arts/fine arts	X
E3	Computer literacy	
E3	English (including composition)	X
E3	Foreign languages	
E3	History	X
E3	Humanities	X
E3	Mathematics	X
E3	Philosophy	
E3	Sciences (biological or physical)	X
E3	Social science	X
E3	Other (describe):	



2017-2018 Common Data Set

F. STUDENT LIFE

F1	Percentages of first-time, first-year (freshman) degree-seeking students and degree-seeking undergraduates enrolled in Fall 2017 who fit the following categories:	First-time, first-year (freshman) students	Undergraduates
F1			
F1	Percent who are from out of state (exclude international/nonresident aliens from the numerator and denominator)	5%	6%
F1	Percent of men who join fraternities	0%	1%
F1	Percent of women who join sororities	3%	2%
F1	Percent who live in college-owned, -operated, or -affiliated housing	44%	23%
F1	Percent who live off campus or commute	56%	77%
F1	Percent of students age 25 and older	2%	22%
F1	Average age of full-time students	19	22
F1	Average age of all students (full- and part-time)	19	23
F2	Activities offered Identify those programs available at your institution.		
F2	Campus Ministries		X
F2	Choral groups		X
F2	Concert band		
F2	Dance		X
F2	Drama/theater		X
F2	International Student Organization		X
F2	Jazz band		
F2	Literary magazine		X
F2	Marching band		
F2	Model UN		
F2	Music ensembles		
F2	Musical theater		X
F2	Opera		
F2	Pep band		
F2	Radio station		
F2	Student government		X
F2	Student newspaper		X
F2	Student-run film society		
F2	Symphony orchestra		
F2	Television station		
F2	Yearbook		
F3	ROTC (program offered in cooperation with Reserve Officers' Training Corps)		
F3		On Campus	At Cooperating Institution
F3	Army ROTC is offered:	X	
F3	Naval ROTC is offered:		
F3	Air Force ROTC is offered:		X
			Alabama State University
F4	Housing: Check all types of college-owned, -operated, or -affiliated housing available for undergraduates at your institution.		
F4	Coed dorms		X
F4	Men's dorms		
F4	Women's dorms		
F4	Apartments for married students		X
F4	Apartments for single students		X
F4	Special housing for disabled students		
F4	Special housing for international students		X
F4	Fraternity/sorority housing		
F4	Cooperative housing		
F4	Theme housing		X
F4	Wellness housing		
F4	Other housing options (specify):		



AUBURN
MONTGOMERY®

2017-2018 Common Data Set

G. ANNUAL EXPENSES

G0	Please provide the URL of your institution's net price calculator:	https://aumwebapp.aum.edu/aumcostcalculator/	
Provide 2018-2019 academic year costs of attendance for the following categories that are applicable to your institution.			
Check here if your institution's 2018-2019 academic year costs of attendance are not available at this time and provide an approximate date (i.e., month/day) when your institution's final 2018-2019 academic year costs of attendance will be available:			
G1	Undergraduate full-time tuition, required fees, room and board List the typical tuition, required fees, and room and board for a full-time undergraduate student for the FULL 2018-2019 academic year. A full academic year refers to the period of time generally extending from September to June; usually equated to two semesters, two trimesters, three quarters, or the period covered by a four-one-four plan. Room and board is defined as double occupancy and 19 meals per week or the maximum meal plan. Required fees include only charges that all full-time students must pay that are not included in tuition (e.g., registration, health, or activity fees.) Do not include optional fees (e.g., parking, laboratory use).		
G1		First-Year	Undergraduates
G1	PRIVATE INSTITUTIONS Tuition:	N/A	N/A
G1	PUBLIC INSTITUTIONS Tuition: In-district	\$7,536	\$7,536
G1	PUBLIC INSTITUTIONS In-state (out-of-district):	\$7,536	\$7,536
G1	PUBLIC INSTITUTIONS Out-of-state:	\$16,994	\$16,994
G1	NONRESIDENT ALIENS Tuition:	\$16,994	\$16,994
G1	REQUIRED FEES:	\$700	\$700
G1	ROOM AND BOARD: (on-campus)	\$6,980	\$6,980
G1	ROOM ONLY: (on-campus)	\$4,580	\$4,580
G1	BOARD ONLY: (on-campus meal plan)	\$2,400	\$2,400
G1	Comprehensive tuition and room and board fee (if your college cannot provide separate tuition and room and board fees):		N/A
G1	Other:		
G2		Minimum	Maximum
G2	Number of credits per term a student can take for the stated full-time tuition	12	12
G3		Yes	No
G3	Do tuition and fees vary by year of study (e.g., sophomore, junior, senior)?		X
G4		Yes	No
G4	Do tuition and fees vary by undergraduate instructional program?		X
G4	If yes, what percentage of full-time undergraduates pay more than the tuition and fees reported in G1?		N/A

G5 Provide the estimated expenses for a typical full-time undergraduate student:				
G5		Residents	Commuters (living at home)	Commuters (not living at home)
G5	Books and supplies	\$1,100	\$1,100	\$1,100
G5	Room only			N/A
G5	Board only		N/A	N/A
G5	Room and board total (if your college cannot provide separate room and board figures for commuters not living at home):			\$10,107
G5	Transportation	\$2,160	\$2,160	\$2,160
G5	Other expenses	\$1,530	\$1,530	\$1,530
G6 Undergraduate per-credit-hour charges (tuition only)				
G6	PRIVATE INSTITUTIONS:			N/A
G6	PUBLIC INSTITUTIONS In-district:			\$314.00
G6	PUBLIC INSTITUTIONS In-state (out-of-district):			\$314.00
G6	PUBLIC INSTITUTIONS Out-of-state:			\$706.00
G6	NONRESIDENT ALIENS:			\$706.00



AUBURN
MONTGOMERY®

2017-2018 Common Data Set

H. FINANCIAL AID

Aid Awarded to Enrolled Undergraduates

Enter total dollar amounts awarded to enrolled full-time and less than full-time degree-seeking undergraduates (using the same cohort reported in CDS Question B1, "total degree-seeking" undergraduates) in the following categories. (Note: If the data being reported are final figures for the 2016-2017 academic year (see the next item below), use the 2016-2017 academic year's CDS Question B1 cohort.) Include aid awarded to international students (i.e., those not qualifying for federal aid). Aid that is non-need-based but that was used to meet need should be reported in the need-based aid columns. (For a suggested order of precedence in assigning categories of aid to cover need, see the entry for "non-need-based scholarship or grant aid" on the last page of the definitions section.)


H1		2017-2018 estimated	2016-2017 final
H1	Indicate the academic year for which data are reported for items H1, H2, H2A, and H6 below:		X
H3	Which needs-analysis methodology does your institution use in awarding institutional aid?		
H3	Federal methodology (FM)		X
H3	Institutional methodology (IM)		
H3	Both FM and IM		
H1		Need-based \$ (Include non-need-based aid used to meet need.)	Non-need-based \$ (Exclude non-need-based aid used to meet need.)
H1	Scholarships/Grants		
H1	Federal	\$8,531,187	\$3,628
H1	State (i.e., all states, not only the state in which your institution is located)	\$53,110	\$0
H1	Institutional: Endowed scholarships, annual gifts and tuition funded grants, awarded by the college, excluding athletic aid and tuition waivers (which are reported below).	\$1,223,102	\$1,545,547
H1	Scholarships/grants from external sources (e.g., Kiwanis, National Merit) not awarded by the college	\$361,370	\$301,697
H1	Total Scholarships/Grants	\$10,168,769	\$1,850,872
H1	Self-Help		
H1	Student loans from all sources (excluding parent loans)	\$15,400,080	\$1,697,436
H1	Federal Work-Study	\$197,510	
H1	State and other (e.g., institutional) work-study/employment (Note: Excludes Federal Work-Study captured above.)	\$0	\$0
H1	Total Self-Help	\$15,597,590	\$1,697,436
H1	Other		
H1	Parent Loans	\$1,725,057	\$648,060
H1	Tuition Waivers		
H1	Reporting is optional. Report tuition waivers in this row if you choose to report them. Do not report tuition waivers elsewhere.	\$0	\$0
H1	Athletic Awards	\$563,643	\$1,464,985

H2	Number of Enrolled Students Awarded Aid: List the number of degree-seeking full-time and less-than-full-time undergraduates who applied for and were awarded financial aid from any source. Aid that is non-need-based but that was used to meet need should be counted as need-based aid. Numbers should reflect the cohort awarded the dollars reported in H1. Note: In the chart below, students may be counted in more than one row, and full-time freshmen should also be counted as full-time undergraduates.			
H2		First-time Full-time Freshmen	Full-time Undergraduate (Incl. Fresh.)	Less Than Full-time Undergraduate
H2	a) Number of degree-seeking undergraduate students (CDS Item B1 if reporting on Fall 2016 cohort)	558	3092	1087
H2	b) Number of students in line a who applied for need-based financial aid	463	2369	690
H2	c) Number of students in line b who were determined to have financial need	404	2073	568
H2	d) Number of students in line c who were awarded any financial aid	400	2051	543
H2	e) Number of students in line d who were awarded any need-based scholarship or grant aid	300	1548	367
H2	f) Number of students in line d who were awarded any need-based self-help aid	390	1983	487
H2	g) Number of students in line d who were awarded any non-need-based scholarship or grant aid	183	606	34
H2	h) Number of students in line d whose need was fully met (<u>exclude PLUS loans, unsubsidized loans, and private alternative loans</u>)	37	183	14
H2	i) On average, the percentage of need that was met of students who were awarded any need-based aid. Exclude any aid that was awarded in excess of need as well as any resources that were awarded to replace EFC (<u>PLUS loans, unsubsidized loans, and private alternative loans</u>)	56.4%	58.0%	43.4%
H2	j) The average financial aid package of those in line d. Exclude any resources that were awarded to replace EFC (<u>PLUS loans, unsubsidized loans, and private alternative loans</u>)	\$ 8,229	\$ 8,263	\$ 8,207
H2	k) Average need-based scholarship and grant award of those in line e	\$ 4,639	\$ 4,672	\$ 3,870
H2	l) Average need-based self-help award (<u>excluding PLUS loans, unsubsidized loans, and private alternative loans</u>) of those in line f	\$ 2,799	\$ 3,556	\$ 3,160
H2	m) Average need-based loan (<u>excluding PLUS loans, unsubsidized loans, and private alternative loans</u>) of those in line f who were awarded a need-based loan	\$ 2,778	\$ 3,463	\$ 3,136
H2A	Number of Enrolled Students Awarded Non-need-based Scholarships and Grants: List the number of degree-seeking full-time and less-than-full-time undergraduates who had no financial need and who were awarded institutional non-need-based scholarship or grant aid. Numbers should reflect the cohort awarded the dollars reported in H1. Note: In the chart below, students may be counted in more than one row, and full-time freshmen should also be counted as full-time undergraduates.			
H2A		First-time Full-time Freshmen	Full-time Undergrad (Incl. Fresh.)	Less Than Full-time Undergrad
H2A	n) Number of students in line a who had no financial need and who were awarded institutional non-need-based scholarship or grant aid (exclude those who were awarded athletic awards and tuition benefits)	69	297	0
H2A	o) Average dollar amount of institutional non-need-based scholarship and grant aid awarded to students in line n	\$ 3,911	\$ 3,798	\$ 0
H2A	p) Number of students in line a who were awarded an institutional non-need-based athletic scholarship or grant	35	155	4
H2A	q) Average dollar amount of institutional non-need-based athletic scholarships and grants awarded to students in line p	\$ 9,703	\$ 12,985	\$ 3,999
H3	Incorporated into H1 above.			
Note: These are the graduates and loan types to include and exclude in order to fill out CDS H4 and H5.				
Include: * 2017 undergraduate class: all students who started at your institution as first-time students and received a bachelor's degree between July 1, 2016 and June 30, 2017. * only loans made to students who borrowed while enrolled at your institution. * co-signed loans.				
Exclude: * students who transferred in. * money borrowed at other institutions. * parent loans * students who did not graduate or who graduated with another degree or certificate (but no bachelor's degree)				


H4	Provide the number of students in the 2017 undergraduate class who started at your institution as first-time students and received a bachelor's degree between July 1, 2016 and June 30, 2017. Exclude students who transferred into your institution	277		
H5	Number and percent of students in class (defined in H4 above) borrowing from federal, non-federal, and any loan sources, and the average (or mean) amount borrowed. NOTE: The "Average per-undergraduate-borrower cumulative principal borrowed," is designed to provide better information about student borrowing from federal and nonfederal (institutional, state, commercial) sources. The numbers, percentages, and averages for each row should be based only on the loan source specified for the particular row. For example, the federal loans average (row b) should only be the cumulative average of federal loans and the private loans average (row e) should only be the cumulative average of private loans.			
H5	Source/Type of Loan	Number in the class (defined in H4 above) who borrowed from the types of loans specified in the first column	Percent of the class (defined above) who borrowed from the types of loans specified in the first column (nearest 1%)	Average per-undergraduate-borrower cumulative principal borrowed from the types of loans specified in the first column (nearest \$1)
H5	a) Any loan program: Federal Perkins, Federal Stafford Subsidized and Unsubsidized, institutional, state, private loans that your institution is aware of, etc. Include both Federal Direct Student Loans and Federal Family Education Loans.	192	69.00%	\$27,007
H5	b) Federal loan programs: Federal Perkins, Federal Stafford Subsidized and Unsubsidized. Include both Federal Direct Student Loans and Federal Family Education Loans.	192	69.00%	\$27,007
H5	c) Institutional loan programs.			
H5	d) State loan programs.			
H5	e) Private student loans made by a bank or lender.			
Aid to Undergraduate Degree-seeking Nonresident Aliens (Note: Report numbers and dollar amounts for the same academic year checked in item H1.)				
H6	Indicate your institution's policy regarding institutional scholarship and grant aid for undergraduate degree-seeking nonresident aliens:			
H6	Institutional need-based scholarship or grant aid is available			
H6	Institutional non-need-based scholarship or grant aid is available	X		
H6	Institutional scholarship or grant aid is not available			
H6	If institutional financial aid is available for undergraduate degree-seeking nonresident aliens, provide the number of undergraduate degree-seeking nonresident aliens who were awarded need-based or non-need-based aid:	90		
H6	Average dollar amount of institutional financial aid awarded to undergraduate degree-seeking nonresident aliens:	\$10,487		
H6	Total dollar amount of institutional financial aid awarded to undergraduate degree-seeking nonresident aliens:	\$943,912		
H7	Check off all financial aid forms nonresident alien first-year financial aid applicants must submit:			
H7	Institution's own financial aid form			
H7	CSS/Financial Aid PROFILE			
H7	International Student's Financial Aid Application			
H7	International Student's Certification of Finances			
H7	Other (specify):			
Process for First-Year/Freshman Students				
H8	Check off all financial aid forms domestic first-year (freshman) financial aid applicants must submit:			
H8	FAFSA	X		
H8	Institution's own financial aid form			
H8	CSS/Financial Aid PROFILE			
H8	State aid form			
H8	Noncustodial PROFILE			
H8	Business/Farm Supplement			
H8	Other (specify):			

H9	Indicate filing dates for first-year (freshman) students:		
H9	Priority date for filing required financial aid forms:		1-Mar
H9	Deadline for filing required financial aid forms:		
H9	No deadline for filing required forms (applications processed on a rolling basis):		
H10	Indicate notification dates for first-year (freshman) students (answer a or b):		
H10	a) Students notified on or about (date):		
H10		Yes	No
H10	b) Students notified on a rolling basis:	X	
H10	If yes, starting date:		15-Apr
H11	Indicate reply dates:		
H11	Students must reply by (date):		
H11	or within _____ weeks of notification.		
Types of Aid Available			
Please check off all types of aid available to undergraduates at your institution:			
H12	Loans		
H12	FEDERAL DIRECT STUDENT LOAN PROGRAM (DIRECT LOAN)		
H12	Direct Subsidized Stafford Loans		X
H12	Direct Unsubsidized Stafford Loans		X
H12	Direct PLUS Loans		X
H12	Federal Perkins Loans		X
H12	Federal Nursing Loans		
H12	State Loans		
H12	College/university loans from institutional funds		
H12	Other (specify):		
H13	Scholarships and Grants		
H13	NEED-BASED:		
H13	Federal Pell		X
H13	SEOG		X
H13	State scholarships/grants		X
H13	Private scholarships		X
H13	College/university scholarship or grant aid from institutional funds		X
H13	United Negro College Fund		
H13	Federal Nursing Scholarship		
H13	Other (specify):		
H14	Check off criteria used in awarding institutional aid. Check all that apply.		
H14		Non-Need Based	Need-Based
H14	Academics	X	
H14	Alumni affiliation	X	
H14	Art		
H14	Athletics	X	
H14	Job skills		
H14	ROTC	X	
H14	Leadership	X	
H14	Minority status		
H14	Music/drama		
H14	Religious affiliation		
H14	State/district residency	X	
H15	If your institution has recently implemented any major financial aid policy, program, or initiative to make your institution more affordable to incoming students such as replacing loans with grants, or waiving costs for families below a certain income level please provide details below:		

H15	
-----	--

 AUBURN MONTGOMERY®		2017-2018 Common Data Set		
I. INSTRUCTIONAL FACULTY AND CLASS SIZE				
I1	Please report the number of instructional faculty members in each category for Fall 2017. Include faculty who are on your institution's payroll on the census date your institution uses for IPEDS/AAUP.			
The following definition of full-time instructional faculty is used by the American Association of University Professors (AAUP) in its annual Faculty Compensation Survey (the part time definitions are not used by AAUP). Instructional Faculty is defined as those members of the instructional-research staff whose major regular assignment is instruction, including those with released time for research. Use the chart below to determine inclusions and exclusions:				
		Full-time	Part-time	
(a) instructional faculty in preclinical and clinical medicine, faculty who are not paid (e.g., those who donate their services or are in the military), or research-only faculty, post-doctoral fellows, or pre-doctoral fellows	Exclude	Include only if they teach one or more non-clinical credit courses		
(b) administrative officers with titles such as dean of students, librarian, registrar, coach, and the like, even though they may devote part of their time to classroom instruction and may have faculty status	Exclude	Include if they teach one or more non-clinical credit courses		
(c) other administrators/staff who teach one or more non-clinical credit courses even though they do not have faculty status	Exclude	Include		
(d) undergraduate or graduate students who assist in the instruction of courses, but have titles such as teaching assistant, teaching fellow, and the like	Exclude	Exclude		
(e) faculty on sabbatical or leave with pay	Include	Exclude		
(f) faculty on leave without pay	Exclude	Exclude		
(g) replacement faculty for faculty on sabbatical leave or leave with pay	Exclude	Include		
Full-time instructional faculty: faculty employed on a full-time basis for instruction (including those with released time for research)				
Part-time instructional faculty: Adjuncts and other instructors being paid solely for part-time classroom instruction. Also includes full-time faculty teaching less than two semesters, three quarters, two trimesters, or two four-month sessions. Employees who are not considered full-time instructional faculty but who teach one or more non-clinical credit courses may be counted as part-time faculty.				
Minority faculty: includes faculty who designate themselves as Black, non-Hispanic; American Indian or Alaska Native; Asian, Native Hawaiian or other Pacific Islander, or Hispanic.				
Doctorate: includes such degrees as Doctor of Philosophy, Doctor of Education, Doctor of Juridical Science, and Doctor of Public Health in any field such as arts, sciences, education, engineering, business, and public administration. Also includes terminal degrees formerly designated as "first professional," including dentistry (DDS or DMD), medicine (MD), optometry (OD), osteopathic medicine (DO), pharmacy (DPharm or BPharm), podiatric medicine (DPM), veterinary medicine (DVM), chiropractic (DC or DCM), or law (JD).				
Terminal degree: the highest degree in a field: example, M. Arch (architecture) and MFA (master of fine arts).				
I1		Full-Time	Part-Time	Total
I1	a) Total number of instructional faculty	207	130	337
I1	b) Total number who are members of minority groups	44	25	69
I1	c) Total number who are women	96	79	175
I1	d) Total number who are men	111	51	162
I1	e) Total number who are nonresident aliens (international)	10	0	10
I1	f) Total number with doctorate, or other terminal degree	172	61	233
I1	g) Total number whose highest degree is a master's but not a terminal master's	35	58	93
I1	h) Total number whose highest degree is a bachelor's	0	6	6
I1	i) Total number whose highest degree is unknown or other (Note: Items f, g, h, and i must sum up to item a.)	0	5	5
I1	j) Total number in stand-alone graduate/ professional programs in which faculty teach virtually only graduate-level students			
I2	Student to Faculty Ratio			
Report the Fall 2017 ratio of full-time equivalent students (full-time plus 1/3 part time) to full-time equivalent instructional faculty (full time plus 1/3 part time). In the ratio calculations, exclude both faculty and students in stand-alone graduate or professional programs such as medicine, law, veterinary, dentistry, social work, business, or public health in which faculty teach virtually only graduate-level students. Do not count undergraduate or graduate student teaching assistants as faculty.				
I2	Fall 2017 Student to Faculty ratio	16 to 1 (based 3930.67 on students and 250.33 faculty)		

I3 Undergraduate Class Size									
In the table below, please use the following definitions to report information about the size of classes and class sections offered in the Fall 2017 term.									
<p>Class Sections: A class section is an organized course offered for credit, identified by discipline and number, meeting at a stated time or times in a classroom or similar setting, and not a subsection such as a laboratory or discussion session. Undergraduate class sections are defined as any sections in which at least one degree-seeking undergraduate student is enrolled for credit. Exclude distance learning classes and noncredit classes and individual instruction such as dissertation or thesis research, music instruction, or one-to-one readings. Exclude students in independent study, co-operative programs, internships, foreign language taped tutor sessions, practicums, and all students in one-on-one classes. Each class section should be counted only once and should not be duplicated because of course catalog cross-listings.</p> <p>Class Subsections: A class subsection includes any subsection of a course, such as laboratory, recitation, and discussion subsections that are supplementary in nature and are scheduled to meet separately from the lecture portion of the course. Undergraduate subsections are defined as any subsections of courses in which degree-seeking undergraduate students enrolled for credit. As above, exclude noncredit classes and individual instruction such as dissertation or thesis research, music instruction, or one-to-one readings. Each class subsection should be counted only once and should not be duplicated because of cross-listings.</p> <p>Using the above definitions, please report for each of the following class-size intervals the number of class sections and class subsections offered in Fall 2017. For example, a lecture class with 800 students who met at another time in 40 separate labs with 20 students should be counted once in the "100+" column in the class section column and 40 times under the "20-29" column of the class subsections table.</p>									
I3 Number of Class Sections with Undergraduates Enrolled									
I3 Undergraduate Class Size (provide numbers)									
I3	CLASS SECTIONS	2-9	10-19	20-29	30-39	40-49	50-99	100+	Total
I3		58	201	195	77	10	15	0	556
I3	CLASS SUB-SECTIONS	2-9	10-19	20-29	30-39	40-49	50-99	100+	Total
I3		2	43	55	6	0	1	0	107

 AUBURN MONTGOMERY®		2017-2018 Common Data Set			
J. DEGREES CONFERRED					
J1	Degrees conferred between July 1, 2016 and June 30, 2017				
J1	For each of the following discipline areas, provide the percentage of diplomas/certificates, associate, and bachelor's degrees awarded. To determine the percentage, use majors, not headcount (e.g., students with one degree but a double major will be represented twice). Calculate the percentage from your institution's IPEDS Completions by using the sum of 1st and 2nd majors for each CIP code as the numerator and the sum of the Grand Total by 1st Majors and the Grand Total by 2nd major as the denominator. If you prefer, you can compute the percentages using 1st majors only.				
J1	Category	Diploma/Certificates	Associate	Bachelor's	CIP 2010 Categories to Include
J1	Agriculture	-	-	-	1
J1	Natural resources and conservation	-	-	0.5%	3
J1	Architecture	-	-	-	4
J1	Area, ethnic, and gender studies	-	-	-	5
J1	Communication/journalism	-	-	3.5%	9
J1	Communication technologies	-	-	-	10
J1	Computer and information sciences	-	-	6.0%	11
J1	Personal and culinary services	-	-	-	12
J1	Education	-	-	8.1%	13
J1	Engineering	-	-	-	14
J1	Engineering technologies	-	-	-	15
J1	Foreign languages, literatures, and linguistics	-	-	0.9%	16
J1	Family and consumer sciences	-	-	-	19
J1	Law/legal studies	-	-	-	22
J1	English	-	-	1.4%	23
J1	Liberal arts/general studies	-	-	0.9%	24
J1	Library science	-	-	-	25
J1	Biological/life sciences	-	-	5.5%	26
J1	Mathematics and statistics	-	-	0.6%	27
J1	Military science and military technologies	-	-	-	28 & 29
J1	Interdisciplinary studies	-	-	1.5%	30
J1	Parks and recreation	-	-	5.8%	31
J1	Philosophy and religious studies	-	-	-	38
J1	Theology and religious vocations	-	-	-	39
J1	Physical sciences	-	-	1.5%	40
J1	Science technologies	-	-	-	41
J1	Psychology	-	-	6.1%	42
J1	Homeland Security, law enforcement, firefighting, and protective services	-	-	5.8%	43
J1	Public administration and social services	-	-	-	44
J1	Social sciences	-	-	3.8%	45
J1	Construction trades	-	-	-	46
J1	Mechanic and repair technologies	-	-	-	47
J1	Precision production	-	-	-	48
J1	Transportation and materials moving	-	-	-	49
J1	Visual and performing arts	-	-	2.8%	50
J1	Health professions and related programs	-	-	23.9%	51
J1	Business/marketing	-	-	20.2%	52
J1	History	-	-	1.1%	54
J1	Other	-	-	-	
J1	TOTAL (should = 100%)	0.00%	0.00%	100%	



2017-2018 Common Data Set

Common Data Set Definitions

All definitions related to the financial aid section appear at the end of the Definitions document.

Items preceded by an asterisk (*) represent definitions agreed to among publishers which do not appear on the CDS document but may be present on individual publishers' surveys.

* **Academic advisement:** Plan under which each student is assigned to a faculty member or a trained adviser, who, through regular meetings, helps the student plan and implement immediate and long-term academic and vocational goals.

Accelerated program: Completion of a college program of study in fewer than the usual number of years, most often by attending summer sessions and carrying extra courses during the regular academic term.

Admitted student: Applicant who is offered admission to a degree-granting program at your institution.

* **Adult student services:** Admission assistance, support, orientation, and other services expressly for adults who have started college for the first time, or who are re-entering after a lapse of a few years.

American Indian or Alaska Native: A person having origins in any of the original peoples of North and South America (including Central America) and maintaining tribal affiliation or community attachment.

Applicant (first-time, first year): An individual who has fulfilled the institution's requirements to be considered for admission (including payment or waiving of the application fee, if any) and who has been notified of one of the following actions: admission, nonadmission, placement on waiting list, or application withdrawn (by applicant or institution).

Application fee: That amount of money that an institution charges for processing a student's application for acceptance. This amount is *not* creditable toward tuition and required fees, nor is it refundable if the student is not admitted to the institution.

Asian: A person having origins in any of the original peoples of the Far East, Southeast Asia, or the Indian subcontinent, including, for example, Cambodia, China, India, Japan, Korea, Malaysia, Pakistan, the Philippine Islands, Thailand, and Vietnam.

Associate degree: An award that normally requires at least two but less than four years of full-time equivalent college work.

Bachelor's degree: An award (baccalaureate or equivalent degree, as determined by the Secretary of the U.S. Department of Education) that normally requires at least four years but *not* more than five years of full-time equivalent college-level work. This includes ALL bachelor's degrees conferred in a five-year cooperative (work-study plan) program. (A cooperative plan provides for alternate class attendance and employment in business, industry, or government; thus, it allows students to combine actual work experience with their college studies.) Also, it includes bachelor's degrees in which the normal four years of work are completed in three years.

Black or African American: A person having origins in any of the black racial groups of Africa.

Board (charges): Assume average cost for 19 meals per week or the maximum meal plan.

Books and supplies (costs): Average cost of books and supplies. Do not include unusual costs for special groups of students (e.g., engineering or art majors), unless they constitute the majority of students at your institution.

Calendar system: The method by which an institution structures most of its courses for the academic year.

Campus Ministry: Religious student organizations (denominational or nondenominational) devoted to fostering religious life on college campuses. May also refer to Campus Crusade for Christ, an interdenominational Christian organization.

* **Career and placement services:** A range of services, including (often) the following: coordination of visits of employers to campus; aptitude and vocational testing; interest inventories, personal counseling; help in resume writing, interviewing, launching the job search; listings for those students desiring employment and those seeking permanent positions; establishment of a permanent reference folder; career resource materials.

Carnegie units: One year of study or the equivalent in a secondary school subject.

Certificate: See **Postsecondary award, certificate, or diploma**.

Class rank: The relative numerical position of a student in his or her graduating class, calculated by the high school on the basis of grade-point average, whether weighted or unweighted.

College-preparatory program: Courses in academic subjects (English, history and social studies, foreign languages, mathematics, science, and the arts) that stress preparation for college or university study.

Common Application: The standard application form distributed by the National Association of Secondary School Principals for a large number of private colleges who are members of the Common Application Group.

* **Community service program:** Referral center for students wishing to perform volunteer work in the community or participate in volunteer activities coordinated by academic departments.

Commuter: A student who lives off campus in housing that is not owned by, operated by, or affiliated with the college. This category includes students who commute from home and students who have moved to the area to attend college.

Contact hour: A unit of measure that represents an hour of scheduled instruction given to students. Also referred to as clock hour.

Continuous basis (for program enrollment): A calendar system classification that is used by institutions that enroll students at any time during the academic year. For example, a cosmetology school or a word processing school might allow students to enroll and begin studies at various times, with no requirement that classes begin on a certain date.

Cooperative education program: A program that provides for alternate class attendance and employment in business, industry, or government.

Cooperative housing: College-owned, -operated, or -affiliated housing in which students share room and board expenses and participate in household chores to reduce living expenses.

* **Counseling service:** Activities designed to assist students in making plans and decisions related to their education, career, or personal development.

Credit: Recognition of attendance or performance in an instructional activity (course or program) that can be applied by a recipient toward the requirements for a degree, diploma, certificate, or other formal award.

<p>Credit course: A course that, if successfully completed, can be applied toward the number of courses required for achieving a degree, diploma, certificate, or other formal award.</p> <p>Credit hour: A unit of measure representing an hour (50 minutes) of instruction over a 15-week period in a semester or trimester system or a 10-week period in a quarter system. It is applied toward the total number of hours needed for completing the requirements of a degree, diploma, certificate, or other formal award.</p> <p>Cross-registration: A system whereby students enrolled at one institution may take courses at another institution without having to apply to the second institution.</p> <p>Deferred admission: The practice of permitting admitted students to postpone enrollment, usually for a period of one academic term or one year.</p> <p>Degree: An award conferred by a college, university, or other postsecondary education institution as official recognition for the successful completion of a program of studies.</p> <p>Degree-seeking students: Students enrolled in courses for credit who are recognized by the institution as seeking a degree or formal award. At the undergraduate level, this is intended to include students enrolled in vocational or occupational programs.</p> <p>Differs by program (calendar system): A calendar system classification that is used by institutions that have occupational/vocational programs of varying length. These schools may enroll students at specific times depending on the program desired. For example, a school might offer a two-month program in January, March, May, September, and November; and a three-month program in January, April, and October.</p> <p>Diploma: See Postsecondary award, certificate, or diploma.</p> <p>Distance learning: An option for earning course credit at off-campus locations via cable television, internet, satellite classes, videotapes, correspondence courses, or other means.</p> <p>Doctor's degree-research/scholarship: A Ph.D. or other doctor's degree that requires advanced work beyond the master's level, including the preparation and defense of a dissertation based on original research, or the planning and execution of an original project demonstrating substantial artistic or scholarly achievement. Some examples of this type of degree may include Ed.D., D.M.A., D.B.A., D.Sc., D.A., or D.M., and others, as designated by the awarding institution.</p> <p>Doctor's degree-professional practice: A doctor's degree that is conferred upon completion of a program providing the knowledge and skills for the recognition, credential, or license required for professional practice. The degree is awarded after a period of study such that the total time to the degree, including both pre-professional and professional preparation, equals at least six full-time equivalent academic years. Some of these degrees were formerly classified as "first-professional" and may include: Chiropractic (D.C. or D.C.M.); Dentistry (D.D.S. or D.M.D.); Law (L.L.B. or J.D.); Medicine (M.D.); Optometry (O.D.); Osteopathic Medicine (D.O); Pharmacy (Pharm.D.); Podiatry (D.P.M., Pod.D., D.P.); or, Veterinary Medicine (D.V.M.), and others, as designated by the awarding institution.</p> <p>Doctor's degree-other: A doctor's degree that does not meet the definition of a doctor's degree - research/scholarship or a doctor's degree - professional practice.</p> <p>Double major: Program in which students may complete two undergraduate programs of study simultaneously.</p> <p>Dual enrollment: A program through which high school students may enroll in college courses while still enrolled in high school. Students are not required to apply for admission to the college in order to participate.</p> <p>Early action plan: An admission plan that allows students to apply and be notified of an admission decision well in advance of the regular notification dates. If admitted, the candidate is not committed to enroll; the student may reply to the offer under the college's regular reply policy.</p> <p>Early admission: A policy under which students who have not completed high school are admitted and enroll full time in college, usually after completion of their junior year.</p> <p>Early decision plan: A plan that permits students to apply and be notified of an admission decision (and financial aid offer if applicable) well in advance of the regular notification date. Applicants agree to accept an offer of admission and, if admitted, to withdraw their applications from other colleges. There are three possible decisions for early decision applicants: admitted, denied, or not admitted but forwarded for consideration with the regular applicant pool, without prejudice.</p> <p>English as a Second Language (ESL): A course of study designed specifically for students whose native language is not English.</p> <p>Exchange student program-domestic: Any arrangement between a student and a college that permits study for a semester or more at another college in the United States without extending the amount of time required for a degree. See also Study abroad.</p> <p>External degree program: A program of study in which students earn credits toward a degree through independent study, college courses, proficiency examinations, and personal experience. External degree programs require minimal or no classroom attendance.</p> <p>Extracurricular activities (as admission factor): Special consideration in the admissions process given for participation in both school and nonschool-related activities of interest to the college, such as clubs, hobbies, student government, athletics, performing arts, etc.</p> <p>First-time student: A student attending any institution for the first time at the level enrolled. Includes students enrolled in the fall term who attended a postsecondary institution for the first time at the same level in the prior summer term. Also includes students who entered with advanced standing (college credit earned before graduation from high school).</p> <p>First-time, first-year (freshman) student: A student attending any institution for the first time at the undergraduate level. Includes students enrolled in the fall term who attended college for the first time in the prior summer term. Also includes students who entered with advanced standing (college credits earned before graduation from high school).</p> <p>First-year student: A student who has completed less than the equivalent of 1 full year of undergraduate work; that is, less than 30 semester hours (in a 120-hour degree program) or less than 900 contact hours.</p> <p>Freshman: A first-year undergraduate student.</p> <p>*Freshman/new student orientation: Orientation addressing the academic, social, emotional, and intellectual issues involved in beginning college. May be a few hours or a few days in length; at some colleges, there is a fee.</p> <p>Full-time student (undergraduate): A student enrolled for 12 or more semester credits, 12 or more quarter credits, or 24 or more contact hours a week each term.</p> <p>Geographical residence (as admission factor): Special consideration in the admission process given to students from a particular region, state, or country of residence.</p>

Grade-point average (academic high school GPA): The sum of grade points a student has earned in secondary school divided by the number of courses taken. The most common system of assigning numbers to grades counts four points for an A, three points for a B, two points for a C, one point for a D, and no points for an E or F. Unweighted GPA's assign the same weight to each course. Weighting gives students additional points for their grades in advanced or honors courses.

Graduate student: A student who holds a bachelor's or equivalent, and is taking courses at the post-baccalaureate level.

* **Health services:** Free or low cost on-campus primary and preventive health care available to students.

High school diploma or recognized equivalent: A document certifying the successful completion of a prescribed secondary school program of studies, or the attainment of satisfactory scores on the Tests of General Educational Development (GED), or another state-specified examination.

Hispanic or Latino: A person of Mexican, Puerto Rican, Cuban, South or Central American, or other Spanish culture or origin, regardless of race.

Honors program: Any special program for very able students offering the opportunity for educational enrichment, independent study, acceleration, or some combination of these.

Independent study: Academic work chosen or designed by the student with the approval of the department concerned, under an instructor's supervision, and usually undertaken outside of the regular classroom structure.

In-state tuition: The tuition charged by institutions to those students who meet the state's or institution's residency requirements.

International student: See **Nonresident alien**.

International student group: Student groups that facilitate cultural dialogue, support a diverse campus, assist international students in acclimation and creating a social network.

Internship: Any short-term, supervised work experience usually related to a student's major field, for which the student earns academic credit. The work can be full- or part-time, on- or off-campus, paid or unpaid.

* **Learning center:** Center offering assistance through tutors, workshops, computer programs, or audiovisual equipment in reading, writing, math, and skills such as taking notes, managing time, taking tests.

* **Legal services:** Free or low cost legal advice for a range of issues (personal and other).

Liberal arts/career combination: Program in which a student earns undergraduate degrees in two separate fields, one in a liberal arts major and the other in a professional or specialized major, whether on campus or through cross-registration.

Master's degree: An award that requires the successful completion of a program of study of generally one or two full-time equivalent academic years of work beyond the bachelor's degree. Some of these degrees, such as those in Theology (M.Div., M.H.L./Rav) that were formerly classified as "first-professional", may require more than two full-time equivalent academic years of work.

Minority affiliation (as admission factor): Special consideration in the admission process for members of designated racial/ethnic minority groups.

* **Minority student center:** Center with programs, activities, and/or services intended to enhance the college experience of students of color.

Model United Nations: A simulation activity focusing on conflict resolution, globalization, and diplomacy. Assuming roles as foreign ambassadors and "delegates," students conduct research, engage in debate, draft resolutions, and may participate in a national Model UN conference.

Native Hawaiian or Other Pacific Islander: A person having origins in any of the original peoples of Hawaii, Guam, Samoa, or other Pacific Islands.

Nonresident alien: A person who is not a citizen or national of the United States and who is in this country on a visa or temporary basis and does not have the right to remain indefinitely.

* **On-campus day care:** Licensed day care for students' children (usually age 3 and up); usually for a fee.

Open admission: Admission policy under which virtually all secondary school graduates or students with GED equivalency diplomas are admitted without regard to academic record, test scores, or other qualifications.

Other expenses (costs): Include average costs for clothing, laundry, entertainment, medical (if not a required fee), and furnishings.

Out-of-state tuition: The tuition charged by institutions to those students who do not meet the institution's or state's residency requirements.

Part-time student (undergraduate): A student enrolled for fewer than 12 credits per semester or quarter, or fewer than 24 contact hours a week each term.

* **Personal counseling:** One-on-one or group counseling with trained professionals for students who want to explore personal, educational, or vocational issues.

Post-baccalaureate certificate: An award that requires completion of an organized program of study requiring 18 credit hours beyond the bachelor's; designed for persons who have completed a baccalaureate degree but do not meet the requirements of academic degrees carrying the title of master.

Post-master's certificate: An award that requires completion of an organized program of study of 24 credit hours beyond the master's degree but does not meet the requirements of academic degrees at the doctoral level.

Postsecondary award, certificate, or diploma: Includes the following three IPEDS definitions for postsecondary awards, certificates, and diplomas of varying durations and credit/contact hour requirements—

Less Than 1 Academic Year: Requires completion of an organized program of study at the postsecondary level (below the baccalaureate degree) in less than 1 academic year (2 semesters or 3 quarters) or in less than 900 contact hours by a student enrolled full-time.

At Least 1 But Less Than 2 Academic Years: Requires completion of an organized program of study at the postsecondary level (below the baccalaureate degree) in at least 1 but less than 2 full-time equivalent academic years, or designed for completion in at least 30 but less than 60 credit hours, or in at least 900 but less than 1,800 contact hours.

At Least 2 But Less Than 4 Academic Years: Requires completion of an organized program of study at the postsecondary level (below the baccalaureate degree) in at least 2 but less than 4 full-time equivalent academic years, or designed for completion in at least 60 but less than 120 credit hours, or in at least 1,800 but less than 3,600 contact hours.

<p>Private institution: An educational institution controlled by a private individual(s) or by a nongovernmental agency, usually supported primarily by other than public funds, and operated by other than publicly elected or appointed officials.</p> <p>Private for-profit institution: A private institution in which the individual(s) or agency in control receives compensation, other than wages, rent, or other expenses for the assumption of risk.</p> <p>Private nonprofit institution: A private institution in which the individual(s) or agency in control receives no compensation, other than wages, rent, or other expenses for the assumption of risk. These include both independent nonprofit schools and those affiliated with a religious organization.</p> <p>Proprietary institution: See Private for-profit institution.</p> <p>Public institution: An educational institution whose programs and activities are operated by publicly elected or appointed school officials, and which is supported primarily by public funds.</p> <p>Quarter calendar system: A calendar system in which the academic year consists of three sessions called quarters of about 12 weeks each. The range may be from 10 to 15 weeks. There may be an additional quarter in the summer.</p> <p>Race/ethnicity: Category used to describe groups to which individuals belong, identify with, or belong in the eyes of the community. The categories do not denote scientific definitions of anthropological origins. A person may be counted in only one group.</p> <p>Race/ethnicity unknown: Category used to classify students or employees whose race/ethnicity is not known and whom institutions are unable to place in one of the specified racial/ethnic categories.</p> <p>Religious affiliation/commitment (as admission factor): Special consideration given in the admission process for affiliation with a certain church or faith/religion, commitment to a religious vocation, or observance of certain religious tenets/lifestyle.</p> <p>* Religious counseling: One-on-one or group counseling with trained professionals for students who want to explore religious problems or issues.</p> <p>* Remedial services: Instructional courses designed for students deficient in the general competencies necessary for a regular postsecondary curriculum and educational setting.</p> <p>Required fees: Fixed sum charged to students for items not covered by tuition and required of such a large proportion of all students that the student who does NOT pay is the exception. Do not include application fees or optional fees such as lab fees or parking fees.</p> <p>Resident alien or other eligible non-citizen: A person who is not a citizen or national of the United States and who has been admitted as a legal immigrant for the purpose of obtaining permanent resident alien status (and who holds either an alien registration card [Form I-551 or I-151], a Temporary Resident Card [Form I-688], or an Arrival-Departure Record [Form I-94] with a notation that conveys legal immigrant status, such as Section 207 Refugee, Section 208 Asylee, Conditional Entrant Parolee or Cuban-Haitian).</p> <p>Room and board (charges)—on campus: Assume double occupancy in institutional housing and 19 meals per week (or maximum meal plan).</p> <p>Secondary school record (as admission factor): Information maintained by the secondary school that may include such things as the student's high school transcript, class rank, GPA, and teacher and counselor recommendations.</p> <p>Semester calendar system: A calendar system that consists of two semesters during the academic year with about 16 weeks for each semester of instruction. There may be an additional summer session.</p> <p>Student-designed major: A program of study based on individual interests, designed with the assistance of an adviser.</p> <p>Study abroad: Any arrangement by which a student completes part of the college program studying in another country. Can be at a campus abroad or through a cooperative agreement with some other U.S. college or an institution of another country.</p> <p>* Summer session: A summer session is shorter than a regular semester and not considered part of the academic year. It is not the third term of an institution operating on a trimester system or the fourth term of an institution operating on a quarter calendar system. The institution may have 2 or more sessions occurring in the summer months. Some schools, such as vocational and beauty schools, have year-round classes with no separate summer session.</p> <p>Talent/ability (as admission factor): Special consideration given to students with demonstrated talent/abilities in areas of interest to the institution (e.g., sports, the arts, languages, etc.).</p> <p>Teacher certification program: Program designed to prepare students to meet the requirements for certification as teachers in elementary, middle/junior high, and secondary schools.</p> <p>Transfer applicant: An individual who has fulfilled the institution's requirements to be considered for admission (including payment or waiving of the application fee, if any) and who has previously attended another college or university and earned college-level credit.</p> <p>Transfer student: A student entering the institution for the first time but known to have previously attended a postsecondary institution at the same level (e.g., undergraduate). The student may transfer with or without credit.</p> <p>Transportation (costs): Assume two round trips to student's hometown per year for students in institutional housing or daily travel to and from your institution for commuter students.</p> <p>Trimester calendar system: An academic year consisting of 3 terms of about 15 weeks each.</p> <p>Tuition: Amount of money charged to students for instructional services. Tuition may be charged per term, per course, or per credit.</p> <p>* Tutoring: May range from one-on-one tutoring in specific subjects to tutoring in an area such as math, reading, or writing. Most tutors are college students; at some colleges, they are specially trained and certified.</p> <p>Unit: a standard of measurement representing hours of academic instruction (e.g., semester credit, quarter credit, contact hour).</p> <p>Undergraduate: A student enrolled in a four- or five-year bachelor's degree program, an associate degree program, or a vocational or technical program below the baccalaureate.</p> <p>* Veteran's counseling: Helps veterans and their dependents obtain benefits for their selected program and provides certifications to the Veteran's Administration. May also provide personal counseling on the transition from the military to a civilian life.</p> <p>* Visually impaired: Any person whose sight loss is not correctable and is sufficiently severe as to adversely affect educational performance.</p> <p>Volunteer work (as admission factor): Special consideration given to students for activity done on a volunteer basis (e.g., tutoring, hospital care, working with the elderly or disabled) as a service to the community or the public in general.</p>

Wait list: List of students who meet the admission requirements but will only be offered a place in the class if space becomes available.

Weekend college: A program that allows students to take a complete course of study and attend classes only on weekends.

White: A person having origins in any of the original peoples of Europe, the Middle East, or North Africa.

* **Women's center:** Center with programs, academic activities, and/or services intended to promote an understanding of the evolving roles of women.

Work experience (as admission factor): Special consideration given to students who have been employed prior to application, whether for relevance to major, demonstration of employment-related skills, or as explanation of student's academic and extracurricular record.

Financial Aid Definitions

Awarded aid: The dollar amounts offered to financial aid applicants.

External scholarships and grants: Scholarships and grants received from outside (private) sources that students bring with them (e.g., Kiwanis, National Merit scholarships). The institution may process paperwork to receive the dollars, but it has no role in determining the recipient or the dollar amount awarded.

Financial aid applicant: Any applicant who submits **any one of** the institutionally required financial aid applications/forms, such as the FAFSA.

Indebtedness: Aggregate dollar amount borrowed through any loan program (federal, state, subsidized, unsubsidized, private, etc.; excluding parent loans) while the student was enrolled at an institution. Student loans co-signed by a parent are assumed to be the responsibility of the student and **should** be included.

Institutional scholarships and grants: Endowed scholarships, annual gifts and tuition funded grants for which the institution determines the recipient.

Financial need: As determined by your institution using the federal methodology and/or your institution's own standards.

Need-based aid: College-funded or college-administered award from institutional, state, federal, or other sources for which a student must have financial need to qualify. This includes both institutional and noninstitutional student aid (grants, jobs, and loans).

Need-based scholarship or grant aid: Scholarships and grants from institutional, state, federal, or other sources for which a student must have financial need to qualify.

Need-based self-help aid: Loans and jobs from institutional, state, federal, or other sources for which a student must demonstrate financial need to qualify.

Non-need-based scholarship or grant aid: Scholarships and grants, gifts, or merit-based aid from institutional, state, federal, or other sources (including unrestricted funds or gifts and endowment income) awarded solely on the basis of academic achievement, merit, or any other non-need-based reason. When reporting questions H1 and H2, non-need-based aid that is used to meet need should be counted as need-based aid.

Note: Suggested order of precedence for counting non-need money as need-based:

- Non-need institutional grants
- Non-need tuition waivers
- Non-need athletic awards
- Non-need federal grants
- Non-need state grants
- Non-need outside grants
- Non-need student loans
- Non-need parent loans
- Non-need work

Non-need-based self-help aid: Loans and jobs from institutional, state, or other sources for which a student need not demonstrate financial need to qualify.

Private student loans: A nonfederal loan made by a lender such as a bank, credit union or private lender used to pay for up to the annual cost of education, less any financial aid received.

Work study and employment: Federal and state work study aid, and any employment packaged by your institution in financial aid awards.