



AUBURN

MONTGOMERY

**Department of Fine Arts
Tuition Scholarship Application Form
Academic Year 2021 - 2022**

In order to receive consideration, applications must be received by 5 pm on, May 1, 2021.
The Department of Fine Arts plans to notify applicants of decisions by May 24, 2021.

All applicants complete this section:

Name: _____ Phone: _____
Email: _____ Street Address: _____
City: _____ State: _____ Zip: _____

I would like to be considered for the following Visual Arts Tuition Scholarships for the 2021-2022 academic year:

Visual arts refers to pursuing a practice such as painting and drawing, sculpture, photography, ceramics or graphic design

\$7000 Tuition Scholarship \$3500 Tuition Scholarship

The Tuition Value of 1 Fine Arts Course (as of April 1, 2021)

I would like to be considered for the following Art History Tuition Scholarship for the 2021-2022 academic year:

\$2500 Tuition Scholarship

Please check one of the following:

Pursuing a major within Fine Arts at AUM

Pursuing a minor within Fine Arts at AUM

Note: To apply for any Fine Arts tuition scholarship, you must be a full-time student pursuing a major or minor within the Department of Fine Arts. Visual Arts Tuition Scholarship applicants must also have a cumulative GPA of at least 3.0. Art History Tuition Scholarship applicants must have received a grade of B or higher in VISU 2030 or 2040 (in addition to a cumulative GPA of at least 3.0). If you are awarded a scholarship and you switch to a major or minor outside of the Department of Fine Arts or if you drop below full-time status, you automatically forfeit your



scholarship for the 2021-2022 academic year. In addition, a student may be awarded a scholarship amount for which he or she did not initially apply.

High School Seniors complete the following section:

High School: _____

Name of Art Teacher or Counselor Serving as Reference: _____

Note: The art teacher must email a reference letter to wfenn@aum.edu and it must be received by May 01, 2021

Teacher's/Counselor's Phone: _____

Teacher's/Counselor's Email: _____

Cumulative GPA: _____

Returning AUM students and transfer students complete the following section:

Current or Proposed Degree Program/Emphasis: _____

Faculty Reference: _____

Note: Faculty reference means the student has asked the faculty member to serve as a reference and the faculty member has agreed to the request

Faculty Reference's Phone: _____

Faculty Reference's Email: _____

To Apply, Submit the Following Items:

1. Completed Scholarship Application Form
 - a. Please save the document as a PDF
2. Letter detailing applicant's aspirations in the field of fine arts
 - a. Please save the document as a PDF
3. If applying for a Visual Arts Tuition Scholarship: 8 to 10 digital files of the applicant's work. Work submitted may be in the following media: sculpture, painting, drawing, photography, ceramics, graphic arts (computer generated imagery), mixed media. Do not submit actual works – only digital photographs. Please submit 300 ppi jpeg photos with the longest dimension of each image set at 10" (In other words, the dimensions of each image will be ? x 10").



AUBURN

MONTGOMERY

If applying for an Art History Tuition Scholarship: Please submit a writing sample from VISU 2030: Art History 1 or VISU 2040: Art History 2 (a formal analysis or a comparison paper) – or equivalent if you are a transfer student.

4. High School Senior and Transfer students must provide a digital copy of an unofficial transcript with their application. If a scholarship is awarded, an official transcript must be mailed and on file with the AUM Office of Admissions. Failure to provide AUM with an official transcript prior to August 1, 2021 will result in the forfeiture of any awarded Department of Fine Arts scholarship.
5. **Complete the attached Fine Arts Survey form and include it with your application. Failure to include the Survey with your application will result in an incomplete application which will not be evaluated.**
6. Save your application, letter, digital images, survey and unofficial transcript (if applicable) to a Dropbox folder and forward the folder link to wfenn@aum.edu via an email (do not use Dropbox to send an email – simply copy the link to the folder and email it to wfenn@aum.edu). For more information on how to create a Dropbox folder, see the attached document.

Note: If you are awarded a scholarship and change your major or minor to a non-fine arts area, you will forfeit your award.

Disclaimer: Please make sure the Dropbox from which you are creating and submitting your application is via your own created Dropbox. A student should not allow an individual other than himself or herself to access their Dropbox account.

Questions may be referred to:

Will Fenn, MFA
Chair and Associate Professor in Photography
Department of Fine Arts
Auburn University at Montgomery
wfenn@aum.edu
334-244-3183
or

Amy Hughes
Administrative Associate
Department of Fine Arts
Auburn University at Montgomery
ashughes@aum.edu
334-244-3377



To Create a Dropbox folder and email the link to wfenn@aum.edu, please do the following:

Note: You can have a Dropbox account for free and store more than a GB of data. In order to submit your application, you *will not* need to purchase a paid Dropbox account.

Step 1: Go to www.dropbox.com


Note: If using a PC you may need to click on “Get Dropbox Basic”.

Step 2: Fill out the appropriate information and click on Sign up

Step 3: Download Dropbox

Download Dropbox to get started

Download Dropbox



Note: If using a PC, you may have to save the installation file.

Step 4: Click on the installer.dmg file

Note: For PC it may say DropboxInstaller.exe

Step 5: Install Dropbox

Install Dropbox

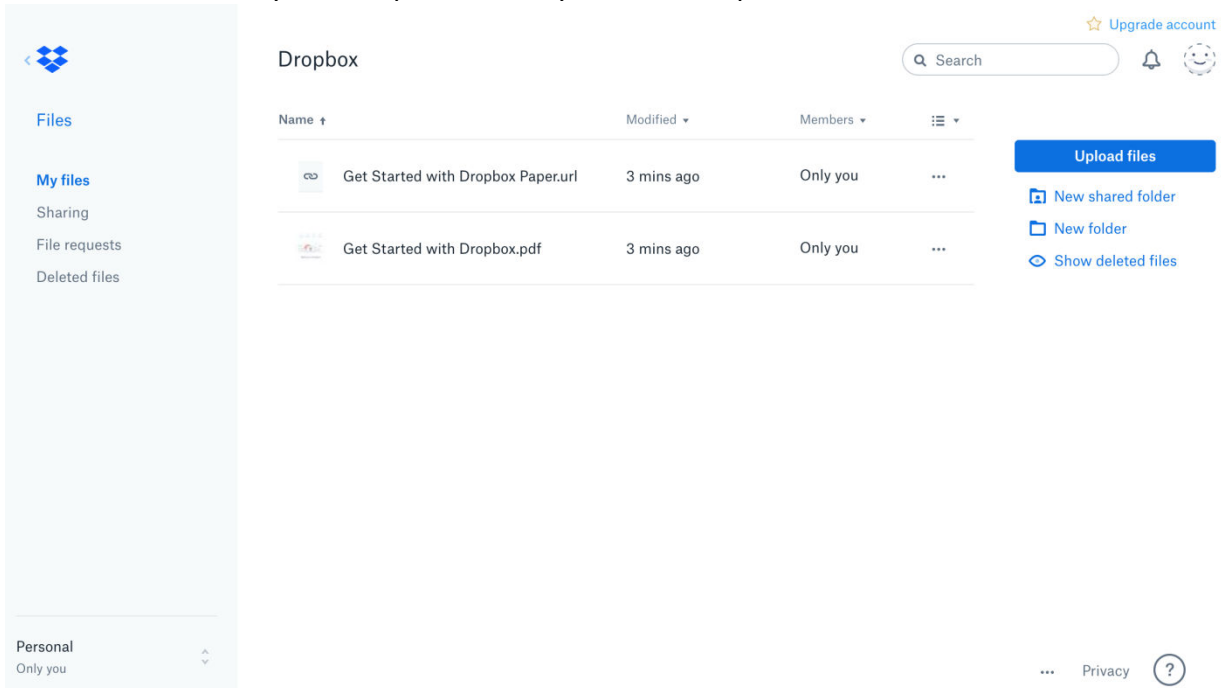
Double-click the icon below.





Dropbox

Step 6: After it is installed, you will be prompted to Open your Dropbox

Step 7: Within your web browser, on the right side of the window, click on Upload Files and find the files on your computer which you want to upload

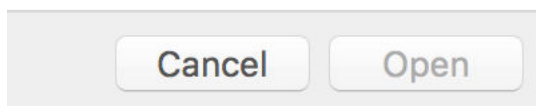
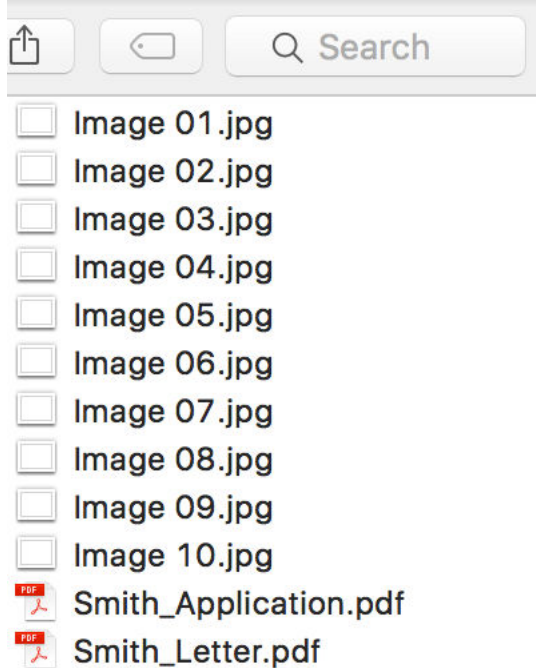


The screenshot shows the Dropbox web interface. On the left is a navigation sidebar with options: Files, My files, Sharing, File requests, and Deleted files. The main area is titled 'Dropbox' and contains a table of files. Two files are listed: 'Get Started with Dropbox Paper.url' and 'Get Started with Dropbox.pdf', both modified '3 mins ago' and shared with 'Only you'. On the right side, there is a search bar, a search icon, a notification bell, a profile icon, and an 'Upgrade account' link. Below these are buttons for 'Upload files', 'New shared folder', 'New folder', and 'Show deleted files'. At the bottom left, the 'Personal' folder is selected, showing 'Only you' as the member. At the bottom right, there are 'Privacy' and 'Help' icons.

Name	Modified	Members	
 Get Started with Dropbox Paper.url	3 mins ago	Only you	...
 Get Started with Dropbox.pdf	3 mins ago	Only you	...



Step 8: Select the files you want to upload.






Step 9: Once the files are uploaded, return to the left side of the screen and click on Files.






Step 10: Then on the Right Side of the screen, click on New Folder and create a new folder with your name (Example: John Smith)

Upload files

-  New shared folder
-  New folder
-  Show deleted files




Step 11: Once you have created the folder, click on the small box to the left of each file you want to include in the folder you just created.

<input checked="" type="checkbox"/>	 Image 01.jpg	1 min ago	Only <input type="text" value="Share"/>	
<input type="checkbox"/>	 Image 02.jpg	1 min ago	Only you	

Step 12: Once you have clicked on all the files you uploaded (make sure the folder is not checked), click on the move icon on the right side of the window.

10 items selected

Download

-  Move
-  Copy
-  Delete



Step 13: Select the folder to which you want the files moved and click move.

Move 10 items to... ×

Dropbox

- John Smith

Move Cancel

Step 14: Once all the files have been moved to the appropriate folder, hover the mouse cursor over the “Only you” area of the row in which your folder is located and click on Share.

	John Smith	--	Only you	...
<input type="checkbox"/>	John Smith	--	Only Share	...

Note: You will be asked to verify your email address before you are allowed to share files. Complete the on-screen instructions in order to complete this process. Once email is verified, you may need to repeat step 14.

Step 15: In the new window, click on Create a Link.



To: Email or name

Can edit ▼



No link created yet

[Create a link](#)

Step 16: Then click on Copy Link which will show an address for you to copy.

To: Email or name

Can edit ▼



Anyone with the link can **view** this folder

[Link settings](#) · [Copy link](#)

Step 17: Please copy the link and then open up your email and send this link to wfenn@aum.edu. Please make sure to put your name and AUM scholarship application in the subject heading (For example: John Smith AUM Scholarship Application).

To: Email or name

Can edit ▼



<https://www.dropbox.com/sh/uwncj4i6c00ai2y/AAD36iheA>

[Hide link](#)

You will receive a confirmation email in 1-3 business days saying the application was received. If you do not receive such an email, contact Chair and Associate Professor Will Fenn.